



Xenia Township Fire Department

8 Brush Row Road, Xenia, Ohio 45385 (937) 372-7857

Fire Chief: Dean Fox

Proudly Serving Xenia & Caesarscreek Townships

Date: March 5, 2017
To: Xenia Township Board of Trustees, Alan Stock
From: Chief Dean Fox
RE: 2016 Year in Review

In 2016, Xenia Township Fire received a total of 1,031 calls for service. An increase of 24 calls from 2015. This summary will provide a breakdown of the manpower utilized throughout the year, calls for service, and an analysis of our times and locations for activity.

Full Time

2016 was the fourth complete year in which our 3 full-time employees provided a reliable base for our daily coverage. Of the 1,031 calls for service, our full time employees responded as follows:

Kelly Hines – 230 calls, 22.3%

Meghan Creech – 232 calls, 22.5%

Jay Leach – 277 calls, 26.87%

Part Time

Our number of part-time employees ranged from 42 at the beginning of the year, to 39 at year's end. This work group consisted of all three Captains and two of our Lieutenants. The total hours worked for our part-time staff totaled 25,430. The highest total of hours worked by one employee was 1,477.5. We continued to improve on our shifted employees. This number grew from 15 last year to 16 in 2016. We call these our "shifted employees." They have committed to work a shift of 24 or 12 hours every 6th day or 3rd day. These commitments have greatly improved our ability to have a reliable schedule for part time staffing. Because of these commitments, we are able to have Station 52 manned on a more frequent basis.

Paid on Call and Volunteer

Our Paid on Call staff remained at 6 employees for the year. We also have one true volunteer, who received no compensation. The total number of hours worked by this group was 36.25.

Fire Responses

In 2016, Xenia Township Fire responded to 1,031 calls for service. Of those calls, 302 were of a nature that was considered “Non-EMS.” A report of all of our call types is attached in the appendix. Our top three categories were: Good intent calls – 153, Fires – 43, Hazardous Condition – 43, and False Alarms – 42.

Dollar Loss

In 2016, Xenia Township Fire experienced moderate dollar loss throughout the year, compared to 2015, 2014, and 2013. In 2016, there were 10 incidents that resulted in dollar loss in Xenia and Caesarscreek Townships. The total losses were \$22,650, compared to \$109,950 in 2015, \$353,550 in 2014, and \$1,497,300 in 2013. A detailed report by incident is attached in the appendix.

EMS Responses

In 2016, Xenia Township Fire received 1,031 calls for service. Of those calls, 612 resulted in patient contact. We encountered 643 total patients, transporting 512 of them, and documenting 103 patient refusals. A report of the transport destinations for all of our patients is attached in the appendix. Our top four hospital destinations were: Greene Memorial Hospital – 391, Miami Valley Hospital – 31, Soin – 25, Kettering – 22. Of these transports, Medic 51 made 320, Medic 52 made 151, and Medic 53 made 7.

Fire Inspections

In 2016, Xenia Township Fire conducted 155 fire inspections within Xenia and Caesarscreek Townships. In 2015 we completed 189, and in 2014, 167. The program transitioned from the management of Lieutenant Ben Nartker, to Lieutenant Meghan Creech, to Lieutenant Jay Leach. The inspections were completed through the efforts of these managers and Rusty Cross, Ed Harper, Jeff Burrell, Jake Roop, Rodney Beam, Jon Nickerson, Josh Smith, Lieutenants Brian Miller, Kelly Hines, and Captain Logan Surls. Highlights for the year included fourth round inspections of all buildings on the Central State University campus and initial inspections at Wilberforce University after recent updates were completed. All of our staff are to be commended for the improved accomplishments in Fire Inspections, which lead directly to a reduction in the hazards that may be of threat to life safety.

Mutual Aid

Xenia Township Fire responded to 200 calls for Mutual Aid from other jurisdictions. A breakdown by department reveals the following call volume. A detailed report is attached in the appendix.

Mutual Aid Given By Xenia Township Fire				
January - December 2016				
Department Name	Fire Calls	EMS Calls	Cancelled	Total
Beavercreek Township	2	4	2	8
Cedarville Township	0	1	1	2
Fairborn City	0	0	3	3
Bellbrook	0	0	1	1
Miami Township	4	12	3	19
New Jasper Township	2	3	3	8
Wayne Township	1	0	0	1
Spring Valley Township	4	6	1	11
Sugarcreek Township	3	0	2	5
Xenia City	21	58	63	142
Total	37	84	79	200

Xenia Township Fire received mutual aid from our neighboring departments on 69 calls of our own. 40 calls were in District 51, 17 in District 52, and 12 in District 53. A detailed listing is attached in the appendix. The information is not broken down by department or call type. If there are any questions regarding a specific response, please contact the Fire Chief for further explanation.

Calls by District and Time Analysis

Xenia Township Fire records its responses based on day of week and hourly parameters. The jurisdiction is also broken down into districts that include Station 51, Station 52, Caesarscreek Township, and Mutual Aid. Below is a summary of the District Analysis in 12 hour increments, and weekday versus weekend parameters. According to these results, 70% of our call volume occurs on Monday through Friday. A detailed listing is attached in the appendix.

Time, Day, and District Analysis For Fire and EMS Responses					
January - December 2016					
District	M - F 0700-1900	M - F 1900-0700	Sat -Sun 0700-1900	Sat -Sun 0700-1900	Total
Station 51	228	133	88	50	499
Station 52	113	59	39	17	228
Caesarscreek Township	42	19	18	21	100
Mutual Aid	101	48	34	21	204
Total	484	259	179	109	1031

Financial Investment

Capital Purchases For Xenia Township Fire Department	
2016	
New Fire Hose	\$4,258.00
Emergency Scene Lights	\$3,844.00
7 Year Cot Maintenance Agreement	\$17,500.00
SCBA Maintenance	\$2,250.00

Total Investment	\$27,852.00
-------------------------	--------------------

Grants Received For Xenia Township Fire Department	
2016	
EMS Training and Equipment Grant	\$3,250.00

Grant Total	\$3,250.00
--------------------	-------------------

It is with great pride that the accomplishments of the men and women of the Xenia Township Fire Department are summarized in the previous pages. Although these statistics are the measurable components of our productivity, what is not documented are the hours spent by the paid and on call staff for the time they have spent on station, prepared for a response, yet none arrived. There are countless individual accomplishments regarding department projects including the resurrection of Boat 50 and its ability to respond, the completion of Station 52 renovation, hose testing, vehicle transportation, asset inspection, and other tasks that are just as valuable to our organization's success as meeting the calls for service that we respond to.

We greatly appreciate the support that the Board of Trustees has shown in our leadership, and look forward to progressing on future endeavors through the combined contributions of the Xenia Township Administrator, Fiscal Officer, Road Superintendent, and all employees of Xenia Township.

Xenia Township Fire Department

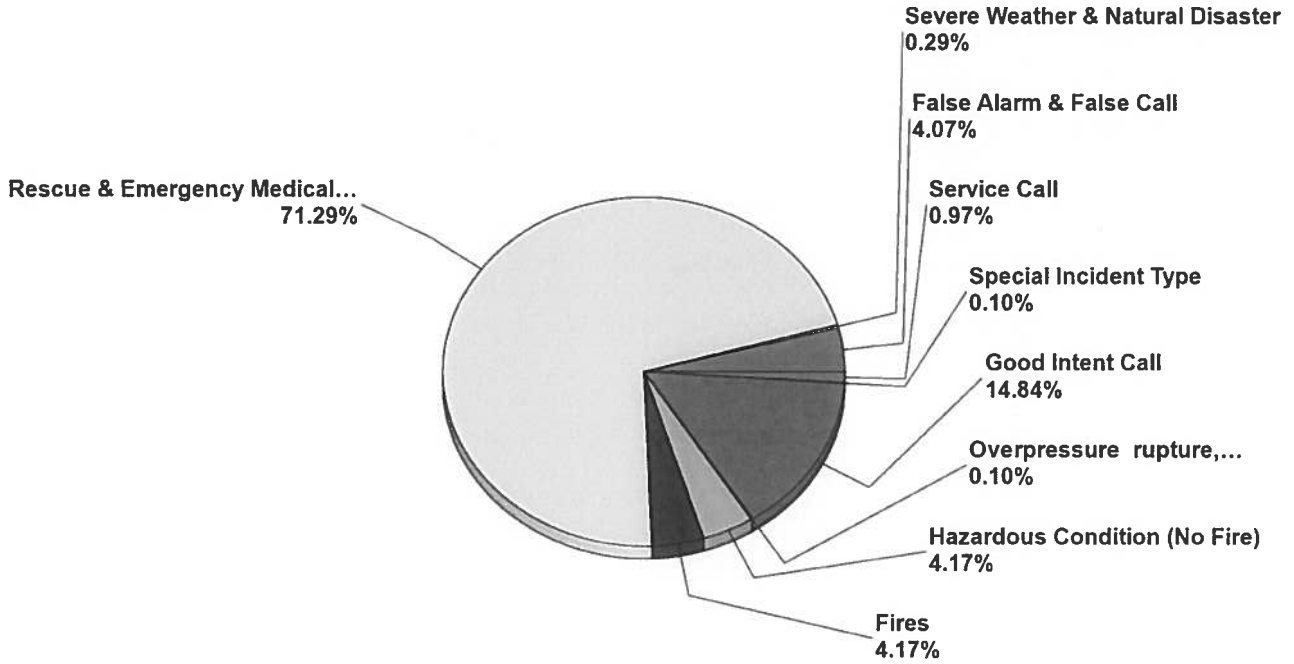
Xenia, OH

This report was generated on 3/5/2017 11:05:30 AM



Breakdown by Major Incident Types for Date Range

Zone(s): All Zones | Start Date: 01/01/2016 | End Date: 12/31/2016



MAJOR INCIDENT TYPE	# INCIDENTS	% of TOTAL
Fires	43	4.17%
Overpressure rupture, explosion, or fire	1	0.10%
Rescue & Emergency Medical Service	735	71.29%
Hazardous Condition (No Fire)	43	4.17%
Service Call	10	0.97%
Good Intent Call	153	14.84%
False Alarm & False Call	42	4.07%
Severe Weather & Natural Disaster	3	0.29%
Special Incident Type	1	0.10%
TOTAL	1031	100.00%

Only REVIEWED incidents included. Summary results for a major incident type are not displayed if the count is zero.



Detailed Breakdown by Incident Type

INCIDENT TYPE	# INCIDENTS	% of TOTAL
111 - Building fire	22	2.13%
114 - Chimney or flue fire, confined to chimney or flue	1	0.10%
116 - Fuel burner/boiler malfunction, fire confined	1	0.10%
118 - Trash or rubbish fire, contained	2	0.19%
130 - Mobile property (vehicle) fire, other	1	0.10%
131 - Passenger vehicle fire	7	0.68%
138 - Off-road vehicle or heavy equipment fire	1	0.10%
142 - Brush or brush-and-grass mixture fire	2	0.19%
143 - Grass fire	3	0.29%
151 - Outside rubbish, trash or waste fire	2	0.19%
170 - Cultivated vegetation, crop fire, other	1	0.10%
251 - Excessive heat, scorch burns with no ignition	1	0.10%
321 - EMS call, excluding vehicle accident with injury	581	56.35%
322 - Motor vehicle accident with injuries	82	7.95%
323 - Motor vehicle/pedestrian accident (MV Ped)	5	0.48%
324 - Motor vehicle accident with no injuries.	65	6.30%
353 - Removal of victim(s) from stalled elevator	1	0.10%
354 - Trench/below-grade rescue	1	0.10%
400 - Hazardous condition, other	3	0.29%
411 - Gasoline or other flammable liquid spill	2	0.19%
412 - Gas leak (natural gas or LPG)	8	0.78%
413 - Oil or other combustible liquid spill	1	0.10%
424 - Carbon monoxide incident	4	0.39%
440 - Electrical wiring/equipment problem, other	9	0.87%
442 - Overheated motor	1	0.10%
444 - Power line down	14	1.36%
445 - Arcing, shorted electrical equipment	1	0.10%
500 - Service Call, other	3	0.29%
542 - Animal rescue	1	0.10%
550 - Public service assistance, other	2	0.19%
561 - Unauthorized burning	4	0.39%
600 - Good intent call, other	10	0.97%
611 - Dispatched & cancelled en route	129	12.51%
622 - No incident found on arrival at dispatch address	1	0.10%
631 - Authorized controlled burning	7	0.68%
650 - Steam, other gas mistaken for smoke, other	1	0.10%
651 - Smoke scare, odor of smoke	5	0.48%
700 - False alarm or false call, other	1	0.10%
733 - Smoke detector activation due to malfunction	5	0.48%
734 - Heat detector activation due to malfunction	2	0.19%
735 - Alarm system sounded due to malfunction	2	0.19%
736 - CO detector activation due to malfunction	7	0.68%
743 - Smoke detector activation, no fire - unintentional	6	0.58%
744 - Detector activation, no fire - unintentional	3	0.29%
745 - Alarm system activation, no fire - unintentional	15	1.45%
746 - Carbon monoxide detector activation, no CO	1	0.10%
800 - Severe weather or natural disaster, other	1	0.10%
814 - Lightning strike (no fire)	2	0.19%
911 - Citizen complaint	1	0.10%
TOTAL INCIDENTS:	1031	100.00%

Only REVIEWED incidents included. Summary results for a major incident type are not displayed if the count is zero.



Xenia Township Fire Department

Xenia, OH

This report was generated on 3/5/2017 11:11:55 AM



Detailed Losses For Date Range

Start Date: 01/01/2016 | End Date: 12/31/2016

# INCIDENTS	TOTAL PRE-INCIDENT PROP. VAL.	TOTAL PRE-INCIDENT CONT. VAL.	TOTAL PRE-INCIDENT VAL.	AVG. VAL.	TOTAL PROP. LOSS	TOTAL CONT. LOSS	TOTAL LOSSES	AVERAGE LOSS
10	\$25,000.00	\$1,150.00	\$26,150.00	\$2,615.00	\$21,500.00	\$1,150.00	\$22,650.00	\$2,265.00

INCIDENT #	DATE	TYPE	LOCATION	PRE-INCIDENT PROPERTY	PRE-INCIDENT CONTENTS	PRE-INCIDENT TOTAL	PROP. LOSS	CONT. LOSS	TOTAL
2016-0132	02/11/2016	131 - Passenger vehicle fire	E US 35 HWY Xenia (Township of)	\$7,000.00	\$0.00	\$7,000.00	\$7,000.00	\$0.00	\$7,000.00
2016-0271	04/06/2016	111 - Building fire	1400 Hickman RD Xenia (Township of)	\$0.00	\$500.00	\$500.00	\$0.00	\$500.00	\$500.00
2016-0307	04/20/2016	131 - Passenger vehicle fire	720 Jacoby RD Xenia (Township of)	\$3,000.00	\$0.00	\$3,000.00	\$3,000.00	\$0.00	\$3,000.00
2016-0495	06/27/2016	131 - Passenger vehicle fire	E US 35 HWY Xenia (Township of)	\$4,000.00	\$0.00	\$4,000.00	\$4,000.00	\$0.00	\$4,000.00
2016-0501	06/28/2016	151 - Outside rubbish, trash or waste fire	2860 State Route 235 HWY Xenia (Township of)	\$1,000.00	\$0.00	\$1,000.00	\$1,000.00	\$0.00	\$1,000.00
2016-0501	06/28/2016	151 - Outside rubbish, trash or waste fire	2860 State Route 235 HWY Xenia (Township of)	\$1,000.00	\$0.00	\$1,000.00	\$1,000.00	\$0.00	\$1,000.00
2016-0527	07/07/2016	130 - Mobile property (vehicle) fire, other	768 S US 68 HWY Xenia (Township of)	\$4,000.00	\$0.00	\$4,000.00	\$500.00	\$0.00	\$500.00
2016-0897	10/30/2016	131 - Passenger vehicle fire	Snively RD Xenia (Township of)	\$2,000.00	\$500.00	\$2,500.00	\$2,000.00	\$500.00	\$2,500.00
2016-0939	11/17/2016	131 - Passenger vehicle fire	2050 Jasper RD Xenia (Township of)	\$1,000.00	\$0.00	\$1,000.00	\$1,000.00	\$0.00	\$1,000.00



INCIDENT #	DATE	TYPE	LOCATION	PRE-INCIDENT PROPERTY	PRE-INCIDENT CONTENTS	PRE-INCIDENT TOTAL	PROP. LOSS	CONT. LOSS	TOTAL
2016-0999	12/15/2016	131 - Passenger vehicle fire	E US 35 HWY Xenia (Township of)	\$2,000.00	\$150.00	\$2,150.00	\$2,000.00	\$150.00	\$2,150.00

X

Xenia Township Fire Department

Xenia, OH

This report was generated on 3/5/2017 11:13:53 AM



Patient Transport and Refusal Counts per Incident Type for Date Range

Incident Range: 321 | Start Date: 01/01/2016 | End Date: 12/31/2016

Incident Type	Incident Count	Patient Count	Pt Transport	Pt Refusals
321 - EMS call, excluding vehicle accident with injury				
<i>Total:</i>	522	527	444	60
322 - Motor vehicle accident with injuries				
<i>Total:</i>	73	98	63	31
323 - Motor vehicle/pedestrian accident (MV Ped)				
<i>Total:</i>	4	4	4	0
324 - Motor vehicle accident with no injuries.				
<i>Total:</i>	13	14	1	12
Totals for All Incidents Types:	612	643	512	103

Reviewed only Incidents - Count of Incidents with patients. Count for the total number of patients. Count for did the pt get transported. Count for did the pt refused.



Xenia Township Fire Department

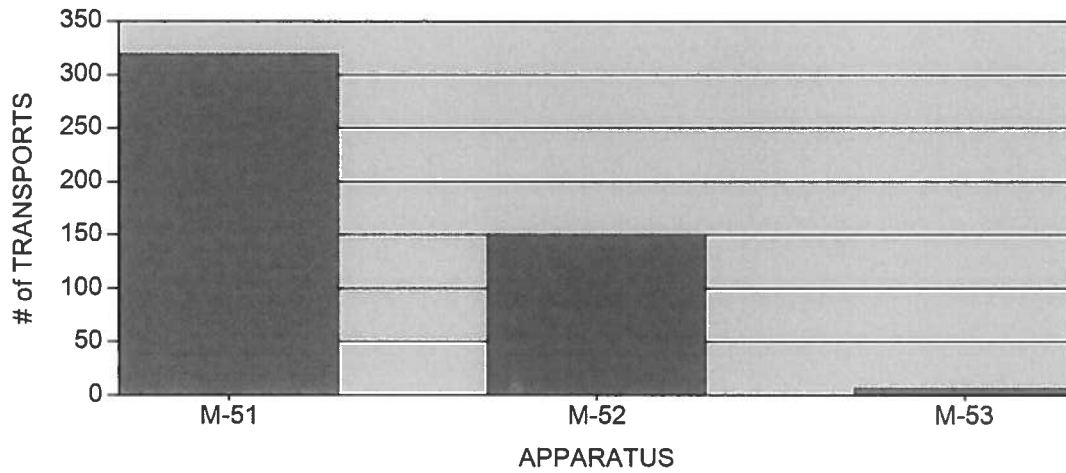
Xenia, OH

This report was generated on 3/5/2017 11:06:34 AM



Total Transports per Apparatus for Date Range

Start Date: 01/01/2016 | End Date: 12/31/2016



APPARATUS	# of TRANSPORTS
M-51	320
M-52	151
M-53	7

Only REVIEWED incidents included



Xenia Township Fire Department

Xenia, OH

This report was generated on 3/5/2017 11:06:03 AM



Patient Transport Count per Destination for Date Range

Start Date: 01/01/2016 | End Date: 12/31/2016

HOSPITAL DESTINATION	# TRANSPORTS
Childrens Medical Center	14
Clinton Memorial Hospital	2
Community Hospital of Springfield	1
Dayton VA Medical Center	1
Greene Memorial Hospital	391
Jamestown Emergency Center	9
Kettering Medical Center	22
Miami Valley Care Flight	1
Miami Valley Hospital	31
Miami Valley South Hospital	13
Soin	25
Springfield Regional Medical Center	1
Wright Patt Medical Center	2

Only REVIEWED incidents included

Xenia Township Fire Department

Xenia, OH

This report was generated on 3/5/2017 11:07:18 AM



Completed Inspection and Scheduled Inspection Count by Personnel for Date Range

Start Date: 01/01/2016 | End Date: 12/31/2016

Inspector Name	Completed Inspection Count	Scheduled Inspection Count
Beam, Rodney	8	1
Burrell, Jeff	5	3
Creech, Meghan M	45	1
Cross, Rusty	5	
Harper, Ed (Robert)	10	
Hines, Kelly	28	9
Leach, Ward J	24	4
Miller, Brian	5	
Nickerson, Jon	7	
Roop, Jake	4	2
Smith, Josh	9	1
Surls, Logan	5	1
Total:	155	22

Displays the number of completed and scheduled inspections by Assigned Inspector (Occupancy Info page) for the given Date Range.



Xenia Township Fire Department

Xenia, OH

This report was generated on 3/5/2017 8:07:58 AM



Mutual or Automatic Aid Given by FDID for Incident Type for Date Range

Incident Type(s): All Incident Types | Start Date: 01/01/2016 | End Date: 12/31/2016

INCIDENT NUMBER	INCIDENT DATE	LOCATION	AID TYPE	INCIDENT TYPE
FDID: 19021				
2016-0673	08/20/2016	N Detroit ST	Mutual aid given	611 - Dispatched & cancelled en route
Count of Calls for FDID 19021: 1				
FDID: 29011				
2016-0234	03/22/2016	228 N Maple AVE	Mutual aid given	611 - Dispatched & cancelled en route
2016-0406	05/25/2016	22 N First ST	Mutual aid given	611 - Dispatched & cancelled en route
2016-0823	10/04/2016	20 Pat LN	Automatic aid given	611 - Dispatched & cancelled en route
Count of Calls for FDID 29011: 3				
FDID: 29013 - BJK				
2016-0010	01/04/2016	1641 Kingsway DR	Mutual aid given	611 - Dispatched & cancelled en route
Count of Calls for FDID 29013: 1				
FDID: 29021				
2016-0021	01/07/2016	2269 Carolina DR	Automatic aid given	111 - Building fire
2016-0084	01/25/2016	2317 Virginia DR	Mutual aid given	111 - Building fire
2016-0376	05/14/2016	2878 Wyoming DR	Automatic aid given	111 - Building fire
2016-0467	06/20/2016	186 Mulberry ST	Mutual aid given	111 - Building fire
2016-0538	07/12/2016	159 Massie DR	Automatic aid given	111 - Building fire
2016-0548	07/16/2016	137 W Third ST	Mutual aid given	111 - Building fire
2016-0573	07/24/2016	30 Kinsey RD	Automatic aid given	111 - Building fire
2016-0680	08/23/2016	781 Xenia AVE	Automatic aid given	111 - Building fire



2016-0812	09/30/2016	1348 N Detroit ST	Mutual aid given	111 - Building fire
2016-0844	10/12/2016	1348 Texas DR	Automatic aid given	111 - Building fire
2016-0878	10/23/2016	249 Kinsey RD	Automatic aid given	111 - Building fire
2016-1031	12/28/2016	598 Colorado DR	Automatic aid given	111 - Building fire
2016-0022	01/07/2016	45 N Detroit ST	Mutual aid given	321 - EMS call, excluding vehicle accident with injury
2016-0055	01/15/2016	1073 S Monroe ST	Mutual aid given	321 - EMS call, excluding vehicle accident with injury
2016-0086	01/27/2016	1301 N Monroe DR	Mutual aid given	321 - EMS call, excluding vehicle accident with injury
2016-0096	01/31/2016	695 Wycliffe DR	Mutual aid given	321 - EMS call, excluding vehicle accident with injury
2016-0103	02/02/2016	1519 Alameda DR	Mutual aid given	321 - EMS call, excluding vehicle accident with injury
2016-0107	02/03/2016	273 Massie DR	Mutual aid given	321 - EMS call, excluding vehicle accident with injury
2016-0137	02/12/2016	486 E Market ST	Mutual aid given	321 - EMS call, excluding vehicle accident with injury
2016-0163	02/21/2016	825 E Second ST	Mutual aid given	321 - EMS call, excluding vehicle accident with injury
2016-0176	02/26/2016	1295 Angela DR	Mutual aid given	321 - EMS call, excluding vehicle accident with injury
2016-0181	02/27/2016	455 Layne DR	Mutual aid given	321 - EMS call, excluding vehicle accident with injury
2016-0189	03/01/2016	71 E Second ST	Mutual aid given	321 - EMS call, excluding vehicle accident with injury
2016-0200	03/07/2016	102 Tackett DR	Mutual aid given	321 - EMS call, excluding vehicle accident with injury
2016-0214	03/14/2016	164 Office Park DR	Automatic aid given	321 - EMS call, excluding vehicle accident with injury
2016-0220	03/18/2016	851 Bellbrook AVE	Mutual aid given	321 - EMS call, excluding vehicle accident with injury
2016-0242	03/26/2016	1301 N Monroe DR	Mutual aid given	321 - EMS call, excluding vehicle accident with injury
2016-0272	04/06/2016	1569 Dee Anne DR	Mutual aid given	321 - EMS call, excluding vehicle accident with injury
2016-0278	04/08/2016	2004 Roxbury DR	Mutual aid given	321 - EMS call, excluding vehicle accident with injury
2016-0279	04/08/2016	711 Dayton-Xenia RD	Automatic aid given	321 - EMS call, excluding vehicle accident with injury
2016-0294	04/14/2016	1676 W Second ST	Mutual aid given	321 - EMS call, excluding vehicle accident with injury
2016-0312	04/22/2016	110 Prugh AVE	Mutual aid given	321 - EMS call, excluding vehicle accident with injury
2016-0342	05/02/2016	225 W Second ST	Automatic aid given	321 - EMS call, excluding vehicle accident with injury
2016-0345	05/03/2016	1367 Rockwell DR	Mutual aid given	321 - EMS call, excluding vehicle accident with injury



2016-0360	05/10/2016	2295 Greenway BLVD	Mutual aid given	321 - EMS call, excluding vehicle accident with injury
2016-0366	05/11/2016	1831 N US 68 HWY	Mutual aid given	321 - EMS call, excluding vehicle accident with injury
2016-0393	05/22/2016	150 S Miami AVE	Mutual aid given	321 - EMS call, excluding vehicle accident with injury
2016-0410	05/26/2016	907 E Second ST	Mutual aid given	321 - EMS call, excluding vehicle accident with injury
2016-0469	06/20/2016	212 Cincinnati AVE	Mutual aid given	321 - EMS call, excluding vehicle accident with injury
2016-0490	06/25/2016	119 W Second ST	Mutual aid given	321 - EMS call, excluding vehicle accident with injury
2016-0510	07/01/2016	150 Prugh AVE	Mutual aid given	321 - EMS call, excluding vehicle accident with injury
2016-0517	07/05/2016	705 E Third ST	Mutual aid given	321 - EMS call, excluding vehicle accident with injury
2016-0536	07/10/2016	112 Fairground RD	Mutual aid given	321 - EMS call, excluding vehicle accident with injury
2016-0539	07/12/2016	1301 N Monroe DR	Mutual aid given	321 - EMS call, excluding vehicle accident with injury
2016-0555	07/18/2016	207 Dayton AVE	Mutual aid given	321 - EMS call, excluding vehicle accident with injury
2016-0583	07/25/2016	1565 Deanne DR	Mutual aid given	321 - EMS call, excluding vehicle accident with injury
2016-0639	08/09/2016	120 E Main ST	Mutual aid given	321 - EMS call, excluding vehicle accident with injury
2016-0695	08/27/2016	244 Bedford AVE	Mutual aid given	321 - EMS call, excluding vehicle accident with injury
2016-0736	09/10/2016	Shawnee Park	Mutual aid given	321 - EMS call, excluding vehicle accident with injury
2016-0753	09/13/2016	1301 N Monroe DR	Mutual aid given	321 - EMS call, excluding vehicle accident with injury
2016-0755	09/14/2016	711 Dayton-Xenia RD	Mutual aid given	321 - EMS call, excluding vehicle accident with injury
2016-0765	09/17/2016	1447 Alameda DR	Mutual aid given	321 - EMS call, excluding vehicle accident with injury
2016-0803	09/28/2016	319 Home AVE	Mutual aid given	321 - EMS call, excluding vehicle accident with injury
2016-0821	10/03/2016	101 Colorado DR	Mutual aid given	321 - EMS call, excluding vehicle accident with injury
2016-0838	10/10/2016	217 Branch ST	Mutual aid given	321 - EMS call, excluding vehicle accident with injury
2016-0848	10/13/2016	130 Rogers ST	Mutual aid given	321 - EMS call, excluding vehicle accident with injury
2016-0863	10/18/2016	76 E Market ST	Mutual aid given	321 - EMS call, excluding vehicle accident with injury
2016-0882	10/24/2016	119 W Second ST	Automatic aid given	321 - EMS call, excluding vehicle accident with injury
2016-0952	11/23/2016	664 Vine ST	Mutual aid given	321 - EMS call, excluding vehicle accident with injury
2016-0957	11/25/2016	810 W Second ST	Mutual aid given	321 - EMS call, excluding vehicle accident with injury

X

2016-0961	11/26/2016	60 Paceline CIR	Mutual aid given	321 - EMS call, excluding vehicle accident with injury
2016-0997	12/14/2016	1301 N Monroe DR	Mutual aid given	321 - EMS call, excluding vehicle accident with injury
2016-0998	12/15/2016	403 Ridgebury DR	Mutual aid given	321 - EMS call, excluding vehicle accident with injury
2016-0578	07/25/2016	N Progress DR	Mutual aid given	322 - Motor vehicle accident with injuries
2016-0731	09/08/2016	W Main ST	Mutual aid given	322 - Motor vehicle accident with injuries
2016-0596	07/29/2016	119 W Second ST	Mutual aid given	323 - Motor vehicle/pedestrian accident (MV Ped)
2016-0923	11/12/2016	1064 Arkansas DR	Automatic aid given	323 - Motor vehicle/pedestrian accident (MV Ped)
2016-0142	02/14/2016	W US 35 HWY	Mutual aid given	324 - Motor vehicle accident with no injuries.
2016-0567	07/22/2016	S Progress DR	Mutual aid given	324 - Motor vehicle accident with no injuries.
2016-0962	11/26/2016	1308 N Detroit ST	Automatic aid given	412 - Gas leak (natural gas or LPG)
2016-0277	04/08/2016	164 Office Park DR	Automatic aid given	440 - Electrical wiring/equipment problem, other
2016-0430	06/02/2016	1461 E US 42 HWY	Mutual aid given	440 - Electrical wiring/equipment problem, other
2016-0471	06/20/2016	126 Wilson DR	Mutual aid given	440 - Electrical wiring/equipment problem, other
2016-0859	10/16/2016	580 Newport DR	Mutual aid given	440 - Electrical wiring/equipment problem, other
2016-1010	12/17/2016	431 W Main ST	Automatic aid given	442 - Overheated motor
2016-0004	01/02/2016	296 Georgia DR	Mutual aid given	611 - Dispatched & cancelled en route
2016-0013	01/05/2016	W Main ST	Mutual aid given	611 - Dispatched & cancelled en route
2016-0081	01/24/2016	60 S Progress DR	Automatic aid given	611 - Dispatched & cancelled en route
2016-0100	02/01/2016	152 N Detroit ST	Automatic aid given	611 - Dispatched & cancelled en route
2016-0101	02/02/2016	340 Amsterdam DR	Mutual aid given	611 - Dispatched & cancelled en route
2016-0115	02/06/2016	38 N Orange ST	Automatic aid given	611 - Dispatched & cancelled en route
2016-0156	02/18/2016	541 Ledbetter RD	Mutual aid given	611 - Dispatched & cancelled en route
2016-0164	02/21/2016	2674 Ridge RD	Automatic aid given	611 - Dispatched & cancelled en route
2016-0169	02/25/2016	1613 Wigwam TRL	Automatic aid given	611 - Dispatched & cancelled en route
2016-0203	03/08/2016	341 Stelton RD	Mutual aid given	611 - Dispatched & cancelled en route
2016-0225	03/19/2016	2200 Alabama DR	Automatic aid given	611 - Dispatched & cancelled en route

X

2016-0251	03/29/2016	417 Montana DR	Automatic aid given	611 - Dispatched & cancelled en route
2016-0290	04/12/2016	712 Mount Vernon DR	Mutual aid given	611 - Dispatched & cancelled en route
2016-0310	04/21/2016	282 Xenia Towne SQ	Mutual aid given	611 - Dispatched & cancelled en route
2016-0313	04/23/2016	580 Newport RD	Mutual aid given	611 - Dispatched & cancelled en route
2016-0333	04/29/2016	243 Cooper LN	Automatic aid given	611 - Dispatched & cancelled en route
2016-0337	05/01/2016	N Detroit ST	Mutual aid given	611 - Dispatched & cancelled en route
2016-0341	05/02/2016	1312 Ottawa DR	Mutual aid given	611 - Dispatched & cancelled en route
2016-0385	05/18/2016	1777 Arapaho DR	Automatic aid given	611 - Dispatched & cancelled en route
2016-0396	05/23/2016	501 W Second ST	Automatic aid given	611 - Dispatched & cancelled en route
2016-0422	05/31/2016	119 W Second ST	Mutual aid given	611 - Dispatched & cancelled en route
2016-0423	05/31/2016	2612 Greystoke CT	Mutual aid given	611 - Dispatched & cancelled en route
2016-0429	06/01/2016	1740 Deer Creek DR	Mutual aid given	611 - Dispatched & cancelled en route
2016-0431	06/02/2016	312 W Church ST	Mutual aid given	611 - Dispatched & cancelled en route
2016-0446	06/08/2016	164 Office park DR	Mutual aid given	611 - Dispatched & cancelled en route
2016-0447	06/08/2016	363 N Galloway ST	Mutual aid given	611 - Dispatched & cancelled en route
2016-0462	06/17/2016	1354 June DR	Automatic aid given	611 - Dispatched & cancelled en route
2016-0468	06/20/2016	1620 West Park SQ	Mutual aid given	611 - Dispatched & cancelled en route
2016-0493	06/26/2016	1400 Brush Row RD	Automatic aid given	611 - Dispatched & cancelled en route
2016-0518	07/05/2016	126 Wilson DR	Automatic aid given	611 - Dispatched & cancelled en route
2016-0519	07/05/2016	1700 West Park SQ	Automatic aid given	611 - Dispatched & cancelled en route
2016-0520	07/05/2016	515 Martin DR	Automatic aid given	611 - Dispatched & cancelled en route
2016-0566	07/22/2016	61 Greene ST	Mutual aid given	611 - Dispatched & cancelled en route
2016-0577	07/24/2016	594 Dayton AVE	Mutual aid given	611 - Dispatched & cancelled en route
2016-0584	07/25/2016	W Second ST	Mutual aid given	611 - Dispatched & cancelled en route
2016-0638	08/09/2016	198 S Monroe ST	Mutual aid given	611 - Dispatched & cancelled en route
2016-0643	08/10/2016	1717 Navejo DR	Automatic aid given	611 - Dispatched & cancelled en route



2016-0644	08/10/2016	1080 E Main ST	Mutual aid given	611 - Dispatched & cancelled en route
2016-0649	08/12/2016	530 Newport RD	Mutual aid given	611 - Dispatched & cancelled en route
2016-0663	08/18/2016	135 E Church ST	Automatic aid given	611 - Dispatched & cancelled en route
2016-0665	08/18/2016	810 W Second ST	Automatic aid given	611 - Dispatched & cancelled en route
2016-0670	08/20/2016	285 E Third ST	Mutual aid given	611 - Dispatched & cancelled en route
2016-0706	08/28/2016	509 Jodee DR	Mutual aid given	611 - Dispatched & cancelled en route
2016-0728	09/07/2016	150 S Miami AVE	Mutual aid given	611 - Dispatched & cancelled en route
2016-0748	09/13/2016	722 Lexington AVE	Automatic aid given	611 - Dispatched & cancelled en route
2016-0754	09/14/2016	Home AVE	Mutual aid given	611 - Dispatched & cancelled en route
2016-0786	09/22/2016	600 E Main ST	Automatic aid given	611 - Dispatched & cancelled en route
2016-0802	09/28/2016	Wilson DR	Mutual aid given	611 - Dispatched & cancelled en route
2016-0822	10/03/2016	1310 W Second ST	Automatic aid given	611 - Dispatched & cancelled en route
2016-0833	10/08/2016	109 S Monroe ST	Mutual aid given	611 - Dispatched & cancelled en route
2016-0846	10/13/2016	919 E Second ST	Mutual aid given	611 - Dispatched & cancelled en route
2016-0847	10/13/2016	60 Paeline CT	Mutual aid given	611 - Dispatched & cancelled en route
2016-0910	11/06/2016	1400 Brush Row RD	Mutual aid given	611 - Dispatched & cancelled en route
2016-0912	11/06/2016	1704 June DR	Automatic aid given	611 - Dispatched & cancelled en route
2016-0919	11/11/2016	942 June DR	Automatic aid given	611 - Dispatched & cancelled en route
2016-0922	11/12/2016	715 Marshall DR	Automatic aid given	611 - Dispatched & cancelled en route
2016-0960	11/26/2016	296 Charles ST	Automatic aid given	611 - Dispatched & cancelled en route
2016-0970	11/30/2016	1505 Deer Creek DR	Mutual aid given	611 - Dispatched & cancelled en route
2016-0983	12/09/2016	224 E Third ST	Automatic aid given	611 - Dispatched & cancelled en route
2016-0996	12/14/2016	W Second ST	Automatic aid given	611 - Dispatched & cancelled en route
2016-1014	12/19/2016	501 S Detroit ST	Mutual aid given	611 - Dispatched & cancelled en route
2016-1016	12/20/2016	263 Jefferson ST	Automatic aid given	611 - Dispatched & cancelled en route
2016-0315	04/24/2016	Upper Bellbrook RD	Mutual aid given	651 - Smoke scare, odor of smoke



2016-0785	09/22/2016	2032 Tahoe DR	Mutual aid given	651 - Smoke scare, odor of smoke
2016-0028	01/08/2016	623 S Monroe ST	Automatic aid given	700 - False alarm or false call, other
Count of Calls for FDID 29021: 140				
FDID: 29023				
2016-0007	01/04/2016	3640 Bryan Park RD	Mutual aid given	111 - Building fire
2016-0184	02/28/2016	4449 E Enon RD	Mutual aid given	111 - Building fire
2016-0780	09/21/2016	100 Dayton ST	Mutual aid given	116 - Fuel burner/boiler malfunction, fire confined
2016-0391	05/21/2016	1441 Meadow LN	Mutual aid given	321 - EMS call, excluding vehicle accident with injury
2016-0652	08/13/2016	1425 Meadow LN	Mutual aid given	321 - EMS call, excluding vehicle accident with injury
2016-0709	08/29/2016	888 Dayton ST	Mutual aid given	321 - EMS call, excluding vehicle accident with injury
2016-0734	09/09/2016	150 E Herman ST	Mutual aid given	321 - EMS call, excluding vehicle accident with injury
2016-0778	09/21/2016	150 E Herman ST	Mutual aid given	321 - EMS call, excluding vehicle accident with injury
2016-0989	12/11/2016	123 Kenneth Hamilton WAY	Mutual aid given	321 - EMS call, excluding vehicle accident with injury
2016-1011	12/18/2016	170 E Herman ST	Mutual aid given	321 - EMS call, excluding vehicle accident with injury
2016-0008	01/04/2016	1760 Clifton RD	Mutual aid given	322 - Motor vehicle accident with injuries
2016-0364	05/10/2016	777 Xenia AVE	Mutual aid given	322 - Motor vehicle accident with injuries
2016-0489	06/25/2016	900 Dayton ST	Mutual aid given	322 - Motor vehicle accident with injuries
2016-0550	07/16/2016	N US 68 HWY	Mutual aid given	322 - Motor vehicle accident with injuries
2016-0950	11/22/2016	447 Dayton-Yellow Springs RD	Mutual aid given	322 - Motor vehicle accident with injuries
2016-1026	12/27/2016	Jacoby RD	Mutual aid given	444 - Power line down
2016-0505	06/29/2016	410 S High ST	Automatic aid given	611 - Dispatched & cancelled en route
2016-0909	11/05/2016	795 Livermore ST	Automatic aid given	611 - Dispatched & cancelled en route
2016-0987	12/11/2016	120 Edgefield DR	Automatic aid given	611 - Dispatched & cancelled en route
Count of Calls for FDID 29023: 19				



FDID: 29103

2016-0590	07/27/2016	1510 Hilltop RD	Mutual aid given	111 - Building fire
2016-0504	06/29/2016	505 Orchard LN	Mutual aid given	321 - EMS call, excluding vehicle accident with injury
2016-0571	07/23/2016	2320 Hartman RD	Mutual aid given	321 - EMS call, excluding vehicle accident with injury
2016-0995	12/14/2016	4244 Indian Ripple RD	Mutual aid given	321 - EMS call, excluding vehicle accident with injury
2016-0556	07/18/2016	W US 35 HWY	Mutual aid given	322 - Motor vehicle accident with injuries
2016-0988	12/11/2016	2660 Dayton Xenia RD	Mutual aid given	611 - Dispatched & cancelled en route
2016-0830	10/07/2016	E US 35 HWY	Mutual aid given	650 - Steam, other gas mistaken for smoke, other

Count of Calls for FDID 29103: 7

FDID: 29107

2016-0669	08/19/2016	E US 42 HWY	Mutual aid given	322 - Motor vehicle accident with injuries
2016-0257	03/31/2016	2120 Tarbox Cemetery RD	Mutual aid given	611 - Dispatched & cancelled en route

Count of Calls for FDID 29107: 2

FDID: 29113

2016-0645	08/10/2016	3744 State Route 380 HWY	Mutual aid given	142 - Brush or brush-and-grass mixture fire
2016-0182	02/27/2016	US 35 HWY	Mutual aid given	143 - Grass fire
2016-0186	02/29/2016	2986 Waynesville Jamestown RD	Mutual aid given	321 - EMS call, excluding vehicle accident with injury
2016-0879	10/24/2016	627 Alexandra LN	Mutual aid given	321 - EMS call, excluding vehicle accident with injury
2016-0540	07/13/2016	2719 E Hoop RD	Mutual aid given	322 - Motor vehicle accident with injuries
2016-0113	02/06/2016	E Old US 35 HWY	Mutual aid given	611 - Dispatched & cancelled en route
2016-0622	08/05/2016	2150 E Hoop RD	Mutual aid given	611 - Dispatched & cancelled en route
2016-0692	08/26/2016	Shawnee TRL	Automatic aid given	611 - Dispatched & cancelled en route

Count of Calls for FDID 29113: 8

x

FDID: 29119						
2016-0073	01/23/2016	1451 Lower Bellbrook RD	Mutual aid given	111 - Building fire		
2016-0114	02/06/2016	1919 Lower Bellbrook RD	Mutual aid given	111 - Building fire		
2016-0850	10/14/2016	1676 East ST	Mutual aid given	111 - Building fire		
2016-0719	09/03/2016	S US 42 HWY	Mutual aid given	131 - Passenger vehicle fire		
2016-0664	08/18/2016	487 W Krepps RD	Mutual aid given	321 - EMS call, excluding vehicle accident with injury		
2016-0486	06/24/2016	E Spring Valley Paintersville RD	Mutual aid given	322 - Motor vehicle accident with injuries		
2016-0570	07/22/2016	S US 42 HWY	Mutual aid given	322 - Motor vehicle accident with injuries		
2016-0600	07/30/2016	W Spring Valley- Paintersville RD	Mutual aid given	322 - Motor vehicle accident with injuries		
2016-0820	10/02/2016	S US 42 HWY	Mutual aid given	322 - Motor vehicle accident with injuries		
2016-0545	07/15/2016	3191 State Route 380 HWY	Mutual aid given	324 - Motor vehicle accident with no injuries.		
2016-0035	01/10/2016	State Route 380 HWY	Mutual aid given	611 - Dispatched & cancelled en route		
Count of Calls for FDID 29119: 11						
FDID: 29121						
2016-0852	10/14/2016	3482 Pavilion LN	Mutual aid given	611 - Dispatched & cancelled en route		
Count of Calls for FDID 29121: 1						
FDID: 29124						
2016-0152	02/17/2016	2561 Upper Bellbrook RD	Mutual aid given	111 - Building fire		
2016-0672	08/20/2016	1250 Mead RD	Mutual aid given	111 - Building fire		
2016-0981	12/07/2016	1754 Stewart RD	Mutual aid given	111 - Building fire		
2016-0546	07/16/2016	1032 Mead RD	Automatic aid given	611 - Dispatched & cancelled en route		
2016-0705	08/28/2016	2742 Washington Mill RD	Mutual aid given	611 - Dispatched & cancelled en route		
Count of Calls for FDID 29124: 5						
FDID: 2921						
2016-0191	03/03/2016	Bellbrook AVE	Mutual aid given	321 - EMS call, excluding vehicle accident with injury		
Count of Calls for FDID 2921: 1						



FDID: 83121

2016-0480

06/23/2016

S US 42 HWY

Mutual aid given

800 - Severe weather or natural disaster, other

Count of Calls for FDID 83121: 1



Xenia Township Fire Department

Xenia, OH

This report was generated on 3/5/2017 11:08:50 AM



Mutual or Automatic Aid Received for Date Range

Start Date: 01/01/2016 | End Date: 12/31/2016

INCIDENT NUMBER	INCIDENT DATE	LOCATION	AID TYPE
2016-0014	1/5/2016 6:15:00 PM	1910 Jasper RD	Automatic aid received
2016-0016	1/6/2016 1:00:00 PM	115 Purcell AVE	Mutual aid received
2016-0023	1/7/2016 6:43:00 PM	1014 Stevenson RD	Mutual aid received
2016-0025	1/8/2016 2:39:00 PM	US 35 Bypass HWY	Mutual aid received
2016-0062	1/19/2016 5:58:00 PM	2189 State Route 235 HWY	Mutual aid received
2016-0118	2/8/2016 10:04:00 PM	862 N Bickett RD	Mutual aid received
2016-0143	2/14/2016 5:59:50 PM	S US 42 HWY	Mutual aid received
2016-0172	2/25/2016 6:20:00 PM	W US 35 HWY	Mutual aid received
2016-0175	2/26/2016 11:46:00 AM	E US 42 HWY	Mutual aid received
2016-0198	3/7/2016 5:13:00 AM	1014 Stevenson RD	Mutual aid received
2016-0207	3/10/2016 7:50:00 PM	S US 42 HWY	Mutual aid received
2016-0271	4/6/2016 8:39:00 AM	1400 Hickman RD	Automatic aid received
2016-0284	4/9/2016 10:37:00 PM	1633 Waynesville-Jamestown RD	Mutual aid received
2016-0309	4/20/2016 4:36:00 PM	1042 Trianon DR	Mutual aid received
2016-0314	4/24/2016 4:49:00 PM	W US 35 HWY	Mutual aid received
2016-0323	4/26/2016 10:50:00 PM	1287 E Hoop RD	Mutual aid received
2016-0365	5/10/2016 7:36:00 PM	728 Ford RD	Automatic aid received
2016-0414	5/27/2016 12:53:00 PM	S US 68 HWY	Mutual aid received
2016-0419	5/30/2016 9:29:00 PM	936 Hook RD	Mutual aid received
2016-0425	5/31/2016 4:34:00 PM	1409 Waynesville Jamestown RD	Mutual aid received
2016-0435	6/3/2016 12:31:00 PM	121 Fairground RD	Mutual aid received
2016-0455	6/11/2016 2:29:00 PM	1023 Lark LN	Mutual aid received
2016-0458	6/13/2016 10:04:00 AM	1024 Hook RD	Mutual aid received
2016-0488	6/24/2016 10:42:00 PM	S US 68 HWY	Mutual aid received
2016-0501	6/28/2016 6:00:00 PM	2860 State Route 235 HWY	Mutual aid received
2016-0501	6/28/2016 6:00:00 PM	2860 State Route 235 HWY	Mutual aid received
2016-0509	7/1/2016 8:10:00 AM	1031 Yellowstone RD	Mutual aid received
2016-0535	7/10/2016 11:44:00 AM	1188 Brush Row RD	Mutual aid received

Only REVIEWED incidents included



INCIDENT NUMBER	INCIDENT DATE	LOCATION	AID TYPE
2016-0541	7/13/2016 6:56:00 PM	Creekside TRL	Mutual aid received
2016-0581	7/25/2016 2:52:00 PM	S US 68 HWY	Mutual aid received
2016-0606	8/1/2016 12:17:00 PM	112 Fairgrounds RD	Mutual aid received
2016-0608	8/1/2016 8:57:00 PM	120 Fairgrounds RD	Mutual aid received
2016-0615	8/3/2016 7:53:00 PM	112 Fairground RD	Mutual aid received
2016-0619	8/4/2016 8:03:00 PM	120 Fairground RD	Mutual aid received
2016-0623	8/5/2016 8:44:00 PM	120 Fairground RD	Mutual aid received
2016-0624	8/5/2016 9:04:00 PM	120 Fairgrounds RD	Mutual aid received
2016-0625	8/5/2016 9:20:00 PM	120 Fairground RD	Mutual aid received
2016-0635	8/8/2016 4:01:00 PM	US 68 HWY	Mutual aid received
2016-0637	8/9/2016 12:12:00 PM	3170 Eleazer RD	Mutual aid received
2016-0642	8/10/2016 12:35:00 PM	18 E Krepps RD	Mutual aid received
2016-0651	8/13/2016 11:13:00 AM	1350 Brush Row RD	Automatic aid received
2016-0656	8/14/2016 6:17:00 PM	2246 Winchester RD	Mutual aid received
2016-0660	8/16/2016 5:18:00 AM	1435 E US 42 HWY	Mutual aid received
2016-0687	8/24/2016 2:27:00 PM	1039 Jasper RD	Mutual aid received
2016-0696	8/27/2016 10:07:00 AM	Jasper RD	Mutual aid received
2016-0699	8/27/2016 3:39:00 PM	3606 Hussey RD	Mutual aid received
2016-0750	9/13/2016 6:41:00 AM	704 E Spring Valley Paintersville RD	Automatic aid received
2016-0767	9/17/2016 7:12:00 PM	670 Brush Row RD	Mutual aid received
2016-0811	9/30/2016 2:32:00 PM	2420 State Route 235 HWY	Mutual aid received
2016-0813	9/30/2016 8:37:00 PM	S US 68 HWY	Mutual aid received
2016-0816	10/1/2016 5:45:00 PM	E US 42 HWY	Mutual aid received
2016-0837	10/10/2016 3:09:55 PM	E US 42 HWY	Mutual aid received
2016-0840	10/11/2016 7:32:00 AM	2417 Hussey RD	Mutual aid received
2016-0858	10/16/2016 8:40:00 PM	3730 Faulkner RD	Mutual aid received
2016-0868	10/19/2016 7:30:00 AM	1716 E US 42 HWY	Mutual aid received
2016-0873	10/21/2016 6:45:53 PM	Brush Row RD	Mutual aid received
2016-0886	10/26/2016 8:02:00 AM	N US 68 HWY	Mutual aid received
2016-0889	10/26/2016 6:06:00 PM	E US 35 HWY	Mutual aid received
2016-0893	10/27/2016 7:55:00 PM	W US 35 HWY	Mutual aid received
2016-0895	10/29/2016 4:14:00 PM	1166 Dayton-Xenia RD	Mutual aid received
2016-0896	10/29/2016 4:44:00 PM	778 Hoop RD	Mutual aid received
2016-0901	10/31/2016 10:15:00 PM	339 Brush Row RD	Mutual aid received
2016-0925	11/12/2016 3:50:00 PM	Hussey RD	Mutual aid received
2016-0942	11/18/2016 8:40:00 AM	760 Clifton RD	Mutual aid received
2016-0967	11/29/2016 5:33:00 PM	1453 E US 42 HWY	Mutual aid received

Only REVIEWED incidents included



INCIDENT NUMBER	INCIDENT DATE	LOCATION	AID TYPE
2016-0972	12/3/2016 10:50:00 AM	618 Dayton Xenia RD	Mutual aid received
2016-0974	12/3/2016 5:16:00 PM	467 Willson DR	Mutual aid received
2016-0991	12/13/2016 11:35:00 AM	2351 State Route 235 HWY	Mutual aid received
2016-1000	12/15/2016 3:53:00 PM	2602 Hussey RD	Mutual aid received
2016-1018	12/20/2016 10:09:00 AM	1058 Old Springfield PIKE	Mutual aid received

Only REVIEWED incidents included



Xenia Township Fire Department

Xenia, OH

This report was generated on 3/5/2017 12:12:42 PM



Mutual or Automatic Aid Received per Zone for Date Range

Start Date: 01/01/2016 | End Date: 12/31/2016

ZONE	INCIDENT COUNT
1 - Station 51 District	40
2 - Station 52 District	17
3 - Ceassarscreek Township	12

Only REVIEWED incidents included

Xenia Township Fire Department

Xenia, OH

This report was generated on 3/5/2017 11:09:50 AM



Incident Count by Weekday and Hour for Zone and Date Range

Zone: All Zones | Start Date: 01/01/2016 | End Date: 12/31/2016

Hour	Sun	Mon	Tue	Wed	Thu	Fri	Sat	Hour	Total per Hour	Percent
00:00	1	2	4	3	1	5	5	00:00	21	2.04%
01:00	2	3	4	2	2	0	5	01:00	18	1.75%
02:00	8	2	3	3	2	2	3	02:00	23	2.23%
03:00	3	2	4	4	3	2	5	03:00	23	2.23%
04:00	1	4	2	2	5	4	2	04:00	20	1.94%
05:00	2	3	4	1	3	4	1	05:00	18	1.75%
06:00	1	7	5	3	2	4	1	06:00	23	2.23%
07:00	3	3	9	4	5	3	0	07:00	27	2.62%
08:00	6	2	6	10	3	6	6	08:00	39	3.78%
09:00	6	6	7	10	8	2	9	09:00	48	4.66%
10:00	7	16	11	9	4	7	14	10:00	68	6.60%
11:00	5	10	18	6	9	12	8	11:00	68	6.60%
12:00	5	5	7	8	7	11	3	12:00	46	4.46%
13:00	10	8	9	6	7	7	10	13:00	57	5.53%
14:00	3	12	13	5	6	8	9	14:00	56	5.43%
15:00	8	8	7	9	10	8	18	15:00	68	6.60%
16:00	5	7	11	12	11	7	9	16:00	62	6.01%
17:00	10	4	13	11	7	10	9	17:00	64	6.21%
18:00	13	9	7	7	10	11	7	18:00	64	6.21%
19:00	5	9	6	12	11	2	11	19:00	56	5.43%
20:00	12	5	8	7	8	11	10	20:00	61	5.92%
21:00	5	9	4	8	5	12	5	21:00	48	4.66%
22:00	5	4	3	3	3	6	4	22:00	28	2.72%
23:00	1	2	3	1	5	6	7	23:00	25	2.42%
Total Responses for Day	127	142	168	146	137	150	161	Total	1031	100.00%
% of Responses for Day	10.24%	11.27%	10.71%	8.22%	8.03%	8.00%	11.18%			
% of Responses for Week	12.32%	13.77%	16.29%	14.16%	13.29%	14.55%	15.62%			

Incident Count by Weekday and Hour for Zone and Date Range. Zone information is defined on the Basic Info 3 screen of an incident. Only REVIEWED incidents included. Maximum call volumes for each day are shown with a RED background, and maximum call volumes for each hour are shown with a BLUE background. "% of Responses for Day" indicates the maximum hourly call volume as percentage of total calls for the day of the week. "% of Responses for Week" indicates the total number of calls for the day of the week as a percentage of total calls.



Xenia Township Fire Department

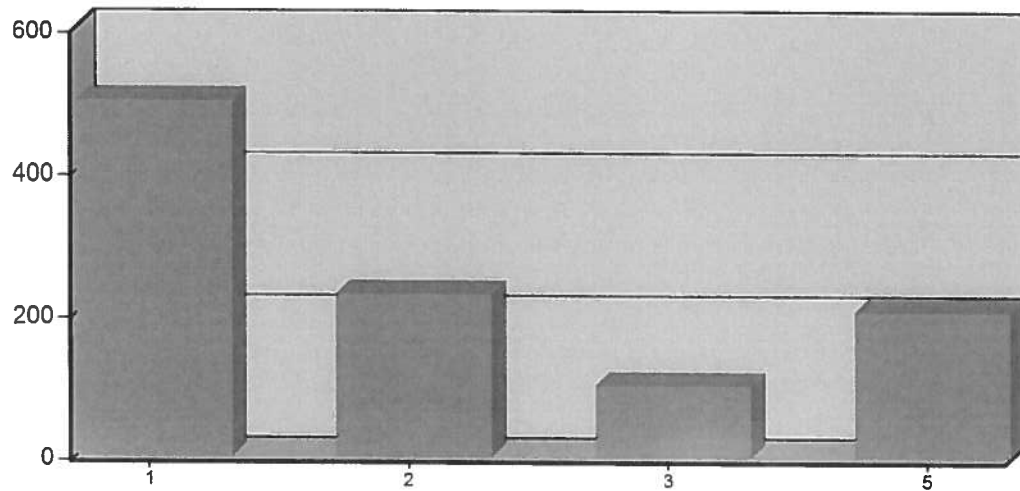
Xenia, OH

This report was generated on 3/5/2017 11:11:05 AM



Incident Count by Shift per Zone for Date Range

Start Date: 01/01/2016 | End Date: 12/31/2016



ZONE	# INCIDENTS
1 - Station 51 District	
1	228
2	133
3	88
4	50
Total for 1 - Station 51 District:	499

2 - Station 52 District	
1	113
2	59
3	39
4	17
Total for 2 - Station 52 District:	228

Count of incidents by shift per zone for a given date range. Includes a chart.



emergencyreporting.com

Doc Id: 1234

Page # 1

3 - Ceassarscreek Township	
1	42
2	19
3	18
4	21
Total for 3 - Ceassarscreek Township:	
	100

5 - Mutual Aid	
1	101
2	48
3	34
4	21
Total for 5 - Mutual Aid:	
	204

TOTAL INCIDENTS: 1031

Count of incidents by shift per zone for a given date range. Includes a chart.



Xenia Township Fire Department

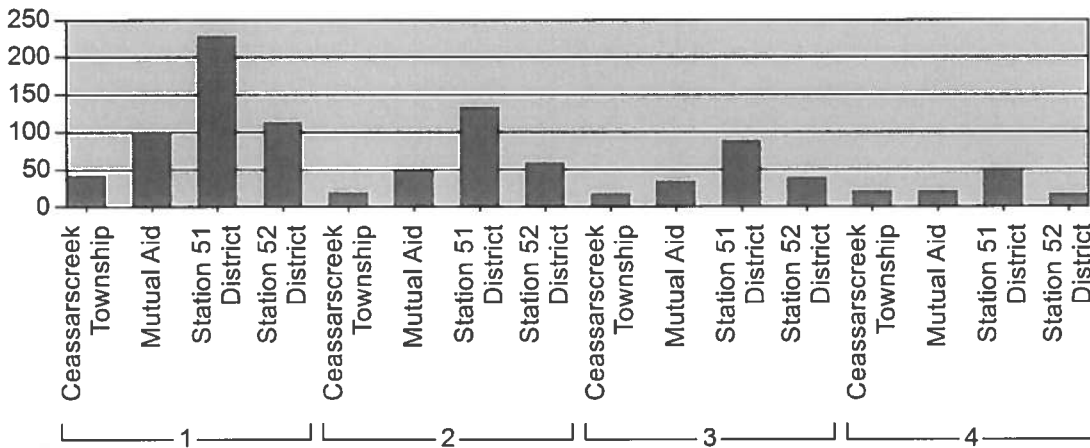
Xenia, OH

This report was generated on 3/5/2017 11:10:21 AM




Incidents per Zone per Shift for Date Range

Start Date: 01/01/2016 | End Date: 12/31/2016



SHIFT	ZONE	# INCIDENTS
1	Ceassarscreek Township	42
	Mutual Aid	101
	Station 51 District	228
	Station 52 District	113
2	Ceassarscreek Township	19
	Mutual Aid	48
	Station 51 District	133
	Station 52 District	59
3	Ceassarscreek Township	18
	Mutual Aid	34
	Station 51 District	88
	Station 52 District	39



SHIFT	ZONE	# INCIDENTS
4	Ceassarscreek Township	21
	Mutual Aid	21
	Station 51 District	50
	Station 52 District	17

TOTAL: 1031



Chief Dean Fox

Greg Beegle Deputy Chief
Deputy Chief

John Corcoran-Chaplain

Logan Surls
Fire Captain

Lt Miller

C. Adams
T. Spradlin
J. Williams
B. Simpson
R. Beam
T. Garey
D. Williams

Lt T.Hines

E. Evans
C. Schrier
D. Schrand
D. Cope
K. Albertini
M. Staley

Lt Leach

J. Nickerson
C. Keene
R. Cross
K. Boyd
J. Smith
J. Terrell

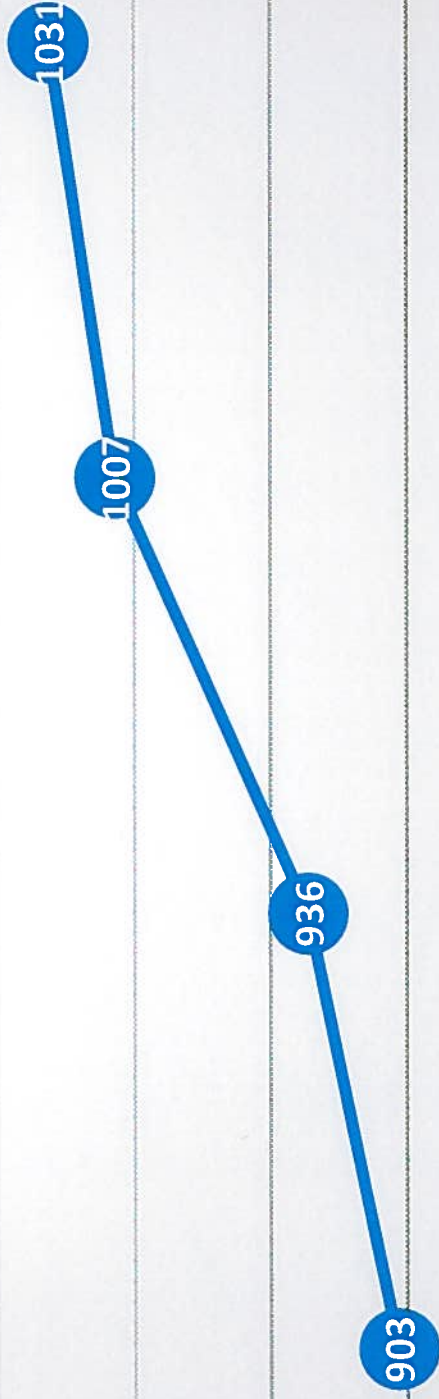
Lt K.Hines

G. Beam
T. Albertini
J. Evans
W. Beam
J. Burrell
E. Harper

Lt Creech

W. Hatfield
K. Zehring
B. Strunk
C. Schneider
S. Richter
L. Skidmore
H. Kohl

Runs



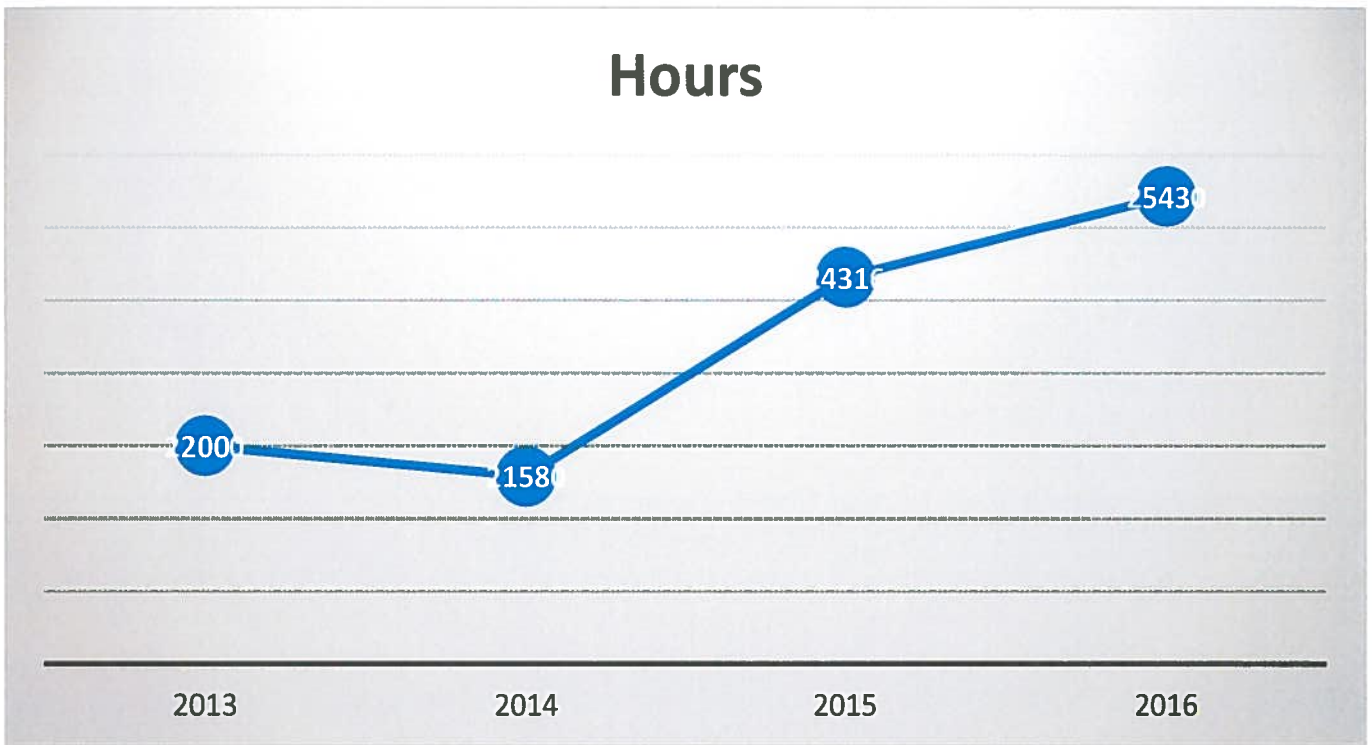
2013

2014

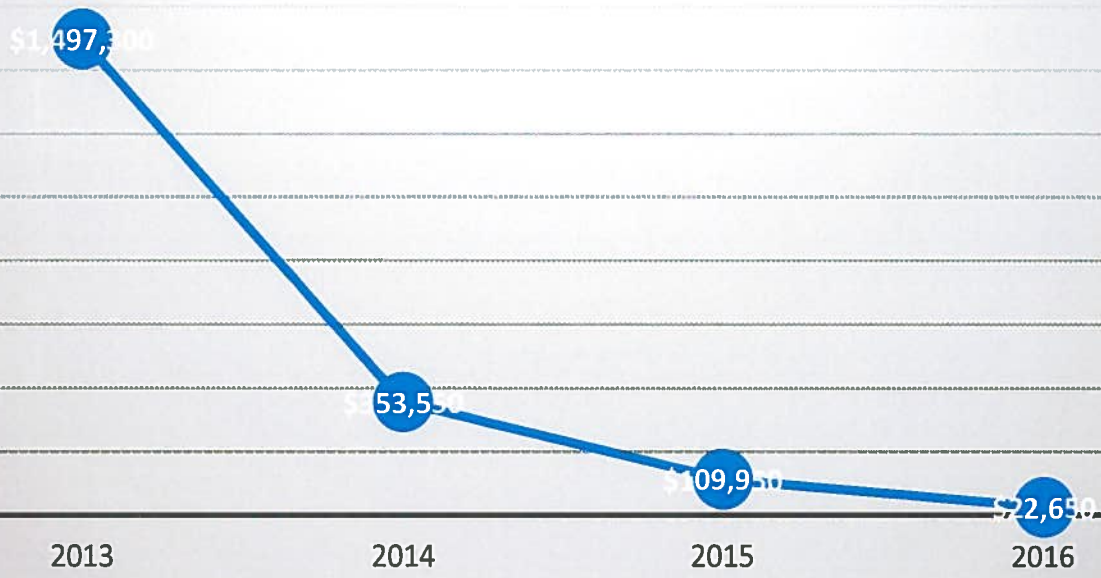
2015

2016

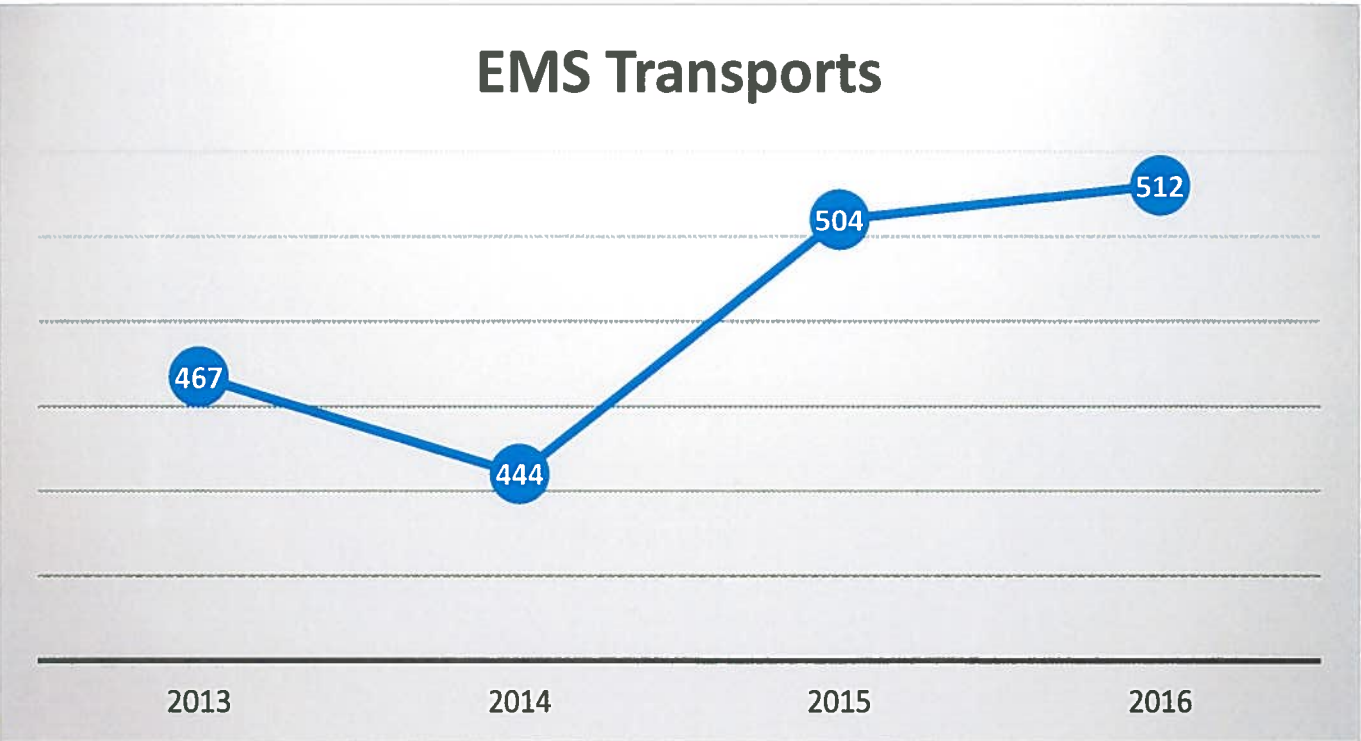
Hours



Dollar Loss



EMS Transports



Xenia Township Fire Department

Xenia, OH

This report was generated on 3/5/2017 10:55:14 AM



StartDate: 1/1/2016 | EndDate: 12/31/2016

PERSONNEL	COUNT	PERCENTAGE
<u>Adams, Clint</u>	2	0.19 %
<u>Albertini, Kaleena</u>	5	0.48 %
<u>Albertini, Tony</u>	76	7.37 %
<u>Beam, Garrett</u>	71	6.89 %
<u>Beam, Rodney</u>	109	10.57 %
<u>Beam, Wade</u>	36	3.49 %
<u>Beegle, Gregory E</u>	118	11.45 %
<u>Boyd, Katie</u>	69	6.69 %
<u>Burrell, Jeff</u>	103	9.99 %
<u>Caudill, Chris</u>	49	4.75 %
<u>Colbrunn, Roy</u>	38	3.69 %
<u>Cope, Doug</u>	13	1.26 %
<u>Creech, Meghan M</u>	232	22.50 %
<u>Cross, Rusty</u>	140	13.58 %
<u>Evans, Elizabeth</u>	16	1.55 %
<u>Evans, Jason</u>	113	10.96 %
<u>Fox, D. Dean</u>	177	17.17 %
<u>Harper, Ed (Robert)</u>	105	10.18 %
<u>Hatfield, Wesley</u>	32	3.10 %
<u>Hines, Kelly</u>	230	22.31 %
<u>Hines, Tim</u>	136	13.19 %
<u>Horne, Stephen S</u>	14	1.36 %
<u>Keene, Chris "CJ"</u>	135	13.09 %
<u>Leach, Ward J</u>	277	26.87 %
<u>McNamara, Brett</u>	6	0.58 %
<u>Miller, Brian</u>	113	10.96 %
<u>Nartker, Ben</u>	8	0.78 %
<u>Nickerson, Jon</u>	34	3.30 %
<u>Provider, Mutual Aid EMS</u>	4	0.39 %
<u>Richter, Shawn</u>	58	5.63 %
<u>Roop, Jake</u>	45	4.36 %
<u>Schneider, Carl</u>	104	10.09 %
<u>Schrand, Danny</u>	17	1.65 %
<u>Schrier, Corey</u>	113	10.96 %
<u>Simpson, Bryan</u>	76	7.37 %
<u>Skidmore, Lacy</u>	25	2.42 %
<u>Smith, Josh</u>	23	2.23 %
<u>Spradlin, W. Tim</u>	12	1.16 %
<u>Strunk, Brandon</u>	121	11.74 %
<u>Surls, Logan</u>	135	13.09 %
<u>Surls, Rachel</u>	1	0.10 %

Includes incidents where personnel responded to on or off an apparatus. Only REVIEWED incidents included.



PERSONNEL	COUNT	PERCENTAGE
<u>Terrell, James</u>	54	5.24 %
<u>Williams, Daryle</u>	41	3.98 %
<u>Williams, Jessica</u>	33	3.20 %
<u>Zehring, Kevin</u>	64	6.21 %
Sum of Individual Responses	3383	
Total Incidents for Date Range	1031	

Includes incidents where personnel responded to on or off an apparatus. Only REVIEWED incidents included.

