



Xenia Township Fire Department

8 Brush Row Road, Xenia, Ohio 45385 (937) 372-7857

Fire Chief: Dean Fox

Proudly Serving Xenia & Caesarscreek Townships

Date: April 19, 2018
To: Xenia Township Board of Trustees, Alan Stock
From: Chief Dean Fox
RE: 2017 Year in Review

In 2017, Xenia Township Fire received a total of 1,042 calls for service. An increase of 11 calls from 2016. This summary will provide a breakdown of the manpower utilized throughout the year, calls for service, and an analysis of our times and locations for activity.

Full Time

2017 was the fifth complete year in which our 3 full-time employees provided a reliable base for our daily coverage. Of the 1,042 calls for service, our full time employees responded as follows:
Kelly Hines – 260 calls, 24.95%
Meghan Creech – 213 calls, 20.44%
Jay Leach – 243 calls, 23.32%

Part Time

Our number of part-time employees ranged from 42 at the beginning of the year, to 39 at year's end. This work group consisted of our Captain and two of our Lieutenants. The total hours worked for our part-time staff totaled 25,715. Several part-time employees worked over 1,400 hours. We call these our "shifted employees." They have committed to work a shift of 24 or 12 hours every 6th day or 3rd day. These commitments have greatly improved our ability to have a reliable schedule for part time staffing. Because of these commitments, we are able to have Station 52 manned on a more frequent basis.

Paid on Call and Volunteer

Our Paid on Call staff remained at 6 employees for the year. We also have one true volunteer, who received no compensation. The total number of hours worked by this group was 386.

Fire Responses

In 2017, Xenia Township Fire responded to 1,042 calls for service. Of those calls, 327 were of a nature that was considered “Non-EMS.” A report of all of our call types is attached in the appendix. Our top three categories were: Good intent calls – 168, Fires – 63, and False Alarms – 61.

Dollar Loss

In 2017, Xenia Township Fire experienced a moderate dollar loss throughout the year, compared to 2016, 2015, 2014, and 2013. In 2017, there were 8 incidents that resulted in dollar loss in Xenia and Caesarscreek Townships. The total losses were \$787,170 compared to \$22,650 in 2016, \$109,950 in 2015, \$353,550 in 2014, and \$1,497,300 in 2013. A detailed report by incident is attached in the appendix.

EMS Responses

In 2017, Xenia Township Fire received 1,042 calls for service. Of those calls, 639 resulted in patient contact. We encountered 643 total patients, transporting 449 of them. A report of the transport destinations for all our patients is attached in the appendix. Our top four hospital destinations were: Greene Memorial Hospital – 352, Miami Valley Hospital – 36, Soin – 32, Children’s – 7.

Fire Inspections

In 2017, Xenia Township Fire conducted 138 fire inspections within Xenia and Caesarscreek Townships. In 2016 we completed 155, in 2015 we completed 189, and in 2014 we completed 167. The inspections were completed through the efforts of Ed Harper, Jeff Burrell, Rodney Beam, Shawn Richter, Josh Smith, Kevin Zehring Lieutenants Brian Miller, Jay Leach, Kelly Hines, Meghan Creech and Captain Logan Surls. Highlights for the year included fifth round inspections of all buildings on the Central State University campus and secondary inspections at Wilberforce University, after recent updates were completed. All of our staff are to be commended for the improved accomplishments in Fire Inspections, which lead directly to a reduction in the hazards that may be of threat to life safety.

Mutual Aid

Xenia Township Fire responded to 258 calls for Mutual Aid from other jurisdictions. A breakdown by department reveals the following call volume. A detailed report is attached in the appendix.

Mutual Aid Given By Xenia Township Fire				
January - December 2017				
Department Name	Fire Calls	EMS Calls	Cancelled	Total
Beavercreek Township	1	1	0	2
Bellbrook	0	1	0	1
Cedarville Township	1	1	1	3
Fairborn City	2	0	0	2
Jefferson Township Fay	1	0	0	1
Jefferson Township Gre	2	0	0	2
Miami Township	2	6	6	14
New Jasper Township	0	7	4	11
Silvercreek Township	2	0	3	5
Spring Valley Township	4	10	2	16
Sugarcreek Township	0	1	0	1
Xenia City	24	80	96	200
Total	39	107	112	258

Xenia Township Fire received mutual aid from our neighboring departments on 81 calls of our own. 46 calls were in District 51 Xenia Township North, 28 in District 52 Xenia Township South, and 7 in District 53 Caesarscreek Township. A detailed listing is attached in the appendix. The information is not broken down by department or call type. If there are any questions regarding a specific response, please contact the Fire Chief for further explanation.

Calls by District and Time Analysis

Xenia Township Fire records its responses based on day of week and hourly parameters. The jurisdiction is also broken down into districts that include Station 51 Xenia Township North, Station 52 Xenia Township South, Caesarscreek Township, and Mutual Aid. Below is a summary of the District Analysis in 12 hour increments, and weekday verses weekend parameters. According to these results, 74% of our call volume occurs Monday through Friday. A detailed listing is attached in the appendix.

Time, Day, and District Analysis For Fire and EMS Responses					
January - December 2017					
District	M - F 0700-1900	M - F 1900-0700	Sat -Sun 0700-1900	Sat -Sun 1900-0700	Total
Station 51	251	133	79	50	513
Station 52	82	55	41	22	200
Caesarscreek Township	36	14	13	5	68
Mutual Aid	137	66	40	18	261
Total	506	268	173	95	1042

Financial Investment

Capital Purchases for Xenia Township Fire Department	
2017	
New Personal Protective Equipment	\$19,960
EMS Equipment Bags	\$885
Portable Scene Lighting	\$2,400
Additional Scene Lights	\$3,886
Station 51 & 52 Painting Bays and Living Quarters	\$11,576
Computer Improvements and Phone System	\$9,300
Zero Mower and Weed Eater	\$7,500
Heavy Duty Trailer for Mower	\$1,729
Fire Hose	\$4,158
SCBA Maintenance	\$2,250
Total Investment	\$63,644

Grants Received For Xenia Township Fire Department	
2017	
Ohio Fire Marshall Grant – Turnout Gear	\$10,000
Xenia Township FF & Community Association Kubota & Trailer	\$17,730
Xenia Township FF & Community Association Treadmills	\$4,639
EMS Training and Equipment Grant	\$3,600
Grant Total	\$35,969

It is with great pride that the accomplishments of the men and women of the Xenia Township Fire Department are summarized in the previous pages. Although these statistics are the measurable components of our productivity, what is not documented are the hours spent by the paid and on call staff for the time they have spent on station, waiting, completely prepared for a response with their training, equipment, and experience. There are countless individual accomplishments regarding department projects including hose testing, vehicle transportation, asset inspection, and other tasks that are just as valuable to our organization's success as meeting the calls for service that we respond to.

We would like to acknowledge the significant donations that the Xenia Township Firefighters and Community Association have made to our mission in 2017. A very generous donation of a Kubota ATV and trailer were made prior to Hamvention. It was put to beneficial use

immediately. The Association also purchased 2 treadmills that are used by fire department employees. Our partnership with the Association is a great asset to our department and Xenia Township.

We greatly appreciate the support that the Board of Trustees has shown in our leadership and look forward to progressing on future endeavors through the combined contributions of the Xenia Township Administrator, Fiscal Officer, Road Superintendent, and all employees of Xenia Township.

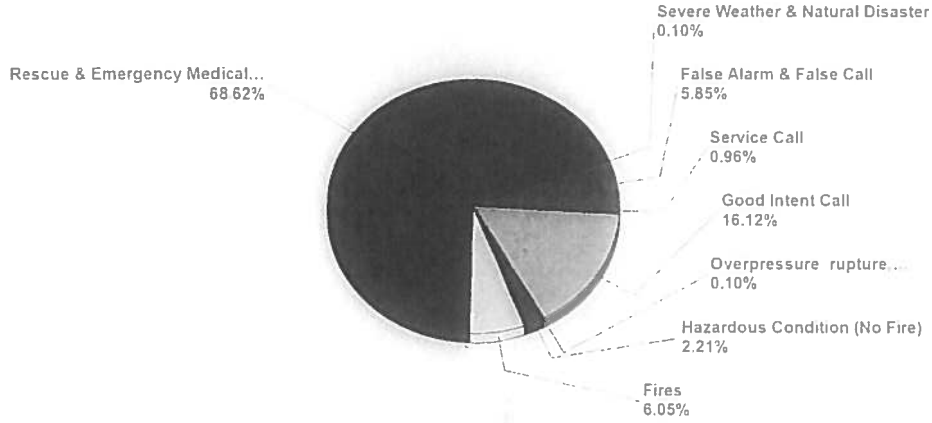
Aenia Township Fire Department



This report was generated on 2/27/2018 1:11:56 PM

Breakdown by Major Incident Types for Date Range

Zone(s) All Zones | Start Date 01/01/2017 | End Date 12/31/2017



MAJOR INCIDENT TYPE	# INCIDENTS	% of TOTAL
Fires	63	6.05%
Overpressure rupture explosion, overheating - no fire	1	0.10%
Rescue & Emergency Medical Service	715	68.62%
Hazardous Condition (No Fire)	23	2.21%
Service Call	10	0.96%
Good Intent Call	168	16.12%
False Alarm & False Call	61	5.85%
Severe Weather & Natural Disaster	1	0.10%
TOTAL	1042	100.00%

Only REVIEWED incidents included. Summary results for a major incident type are not displayed if the count is zero.

EMERGENCY REPORTING
 emergencyreporting.com
 Doc ID: 593
 Page # 1 of 2

Xenia Township Fire Department



This report was generated on 2/27/2018 1:12:28 PM

Detailed Losses For Date Range

Start Date: 01/01/2017 | End Date: 12/31/2017

INCIDENTS	TOTAL PRE-INCIDENT PROP. VAL.	TOTAL PRE-INCIDENT CONT. VAL.	TOTAL PRE-INCIDENT VAL.	AVG. VAL.	TOTAL PROP. LOSS	TOTAL CONT. LOSS	TOTAL LOSSES	AVERAGE LOSS	
8	\$1,302,150.00	\$576,250.00	\$1,878,400.00	\$234,800.00	\$594,670.00	\$192,500.00	\$787,170.00	\$98,396.00	
INCIDENT #	DATE	TYPE	LOCATION	PRE-INCIDENT PROPERTY	PRE-INCIDENT CONTENTS	PRE-INCIDENT TOTAL	PROP. LOSS	CONT. LOSS	TOTAL
117-0073	01/29/2017	111 - Building fire	400 Clifton RD Xenia (Township of)	\$615,000.00	\$358,750.00	\$973,750.00	\$250,000.00	\$100,000.00	\$350,000.00
117-0076	01/29/2017	111 - Building fire	331 Jacoby RD Xenia (Township of)	\$555,000.00	\$200,000.00	\$755,000.00	\$250,000.00	\$75,000.00	\$325,000.00
117-0130	02/15/2017	131 - Passenger vehicle fire	1149 Nash RD Xenia (Township of)	\$12,000.00	\$0.00	\$12,000.00	\$12,000.00	\$0.00	\$12,000.00
117-0130	02/15/2017	131 - Passenger vehicle fire	1149 Nash RD Xenia (Township of)	\$6,480.00	\$0.00	\$6,480.00	\$3,000.00	\$0.00	\$3,000.00
117-0130	02/15/2017	131 - Passenger vehicle fire	1149 Nash RD Xenia (Township of)	\$13,570.00	\$0.00	\$13,570.00	\$13,670.00	\$0.00	\$13,670.00
117-0361	05/05/2017	131 - Passenger vehicle fire	2420 State Route 235 HWY Xenia (Township of)	\$3,000.00	\$500.00	\$3,500.00	\$3,000.00	\$500.00	\$3,500.00
117-0520	06/28/2017	111 - Building fire	1538 Union RD Xenia (Township of)	\$3,000.00	\$1,000.00	\$4,000.00	\$3,000.00	\$1,000.00	\$4,000.00
117-0998	12/13/2017	111 - Building fire	1227 Wilberforce Clifton RD Xenia (Township of)	\$94,000.00	\$16,000.00	\$110,000.00	\$60,000.00	\$15,000.00	\$75,000.00

Detailed Breakdown by Incident Type

INCIDENT TYPE	# INCIDENTS	% of TOTAL
111 - Building fire	27	2.59%
112 - Fires in structure other than in a building	2	0.19%
113 - Cooking fire confined to container	3	0.29%
114 - Chimney or flue fire, confined to chimney or flue	1	0.10%
118 - Trash or rubbish fire, contained	1	0.10%
131 - Passenger vehicle fire	5	0.48%
138 - Off-road vehicle or heavy equipment fire	1	0.10%
140 - Natural vegetation fire other	2	0.19%
142 - Brush or brush-and-grass mixture fire	6	0.58%
143 - Grass fire	3	0.29%
150 - Outside rubbish fire, other	5	0.48%
151 - Outside rubbish, trash or waste fire	6	0.58%
160 - Special outside fire, other	1	0.10%
243 - Fireworks explosion (no fire)	1	0.10%
321 - EMS call, excluding vehicle accident with injury	545	52.30%
322 - Motor vehicle accident with injuries	94	9.02%
324 - Motor vehicle accident with no injuries	72	6.91%
342 - Search for person in water	2	0.19%
353 - Removal of victim(s) from stalled elevator	1	0.10%
365 - Watercraft rescue	1	0.10%
412 - Gas leak (natural gas or LPG)	8	0.77%
413 - Oil or other combustible liquid spill	1	0.10%
424 - Carbon monoxide incident	1	0.10%
440 - Electrical wiring/equipment problem, other	3	0.29%
441 - Heat from short circuit (wiring), defective/worn	1	0.10%
442 - Overheated motor	1	0.10%
444 - Power line down	5	0.48%
445 - Arcing, shorted electrical equipment	3	0.29%
500 - Service Call, other	1	0.10%
550 - Public service assistance, other	1	0.10%
551 - Assist police or other governmental agency	2	0.19%
554 - Assist invalid	2	0.19%
561 - Unauthorized burning	4	0.38%
600 - Good intent call, other	4	0.38%
611 - Dispatched & cancelled en route	149	14.30%
622 - No incident found on arrival at dispatch address	1	0.10%
631 - Authorized controlled burning	2	0.19%
651 - Smoke scare, odor of smoke	12	1.15%
710 - Malicious, mischievous false call, other	1	0.10%
730 - System malfunction, other	1	0.10%
731 - Sprinkler activation due to malfunction	1	0.10%
733 - Smoke detector activation due to malfunction	8	0.77%
734 - Heat detector activation due to malfunction	2	0.19%
735 - Alarm system sounded due to malfunction	2	0.19%
736 - CO detector activation due to malfunction	5	0.48%
740 - Unintentional transmission of alarm, other	2	0.19%
743 - Smoke detector activation, no fire - unintentional	14	1.34%
744 - Detector activation, no fire - unintentional	2	0.19%
745 - Alarm system activation no fire - unintentional	23	2.21%
814 - Lightning strike (no fire)	1	0.10%
TOTAL INCIDENTS	1042	100.00%

Only REVIEWED incidents included. Summary results for a major incident type are not displayed if the count is zero.

Xenia Township Fire Department

Xenia, OH

This report was generated on 4/1/2018 1:06:02 PM



Patient Transport Count per Destination for Date Range (N2-N3)

Start Date: 01/01/2017 | End Date: 12/31/2017

HOSPITAL DESTINATION	# TRANSPORTS
Dayton Childrens Hospital	7
Greene Memorial Hospital	352
Jamestown Emergency Center	4
Kettering Medical Center	7
Miami Valley Care Flight	2
Miami Valley Hospital	36
Miami Valley South Hospital	10
Soin	32
Southview Hospital	1

Only REVIEWED incidents included. This report now returns both NEMSIS 2 & 3 data as appropriate.

Xenia Township Fire Department

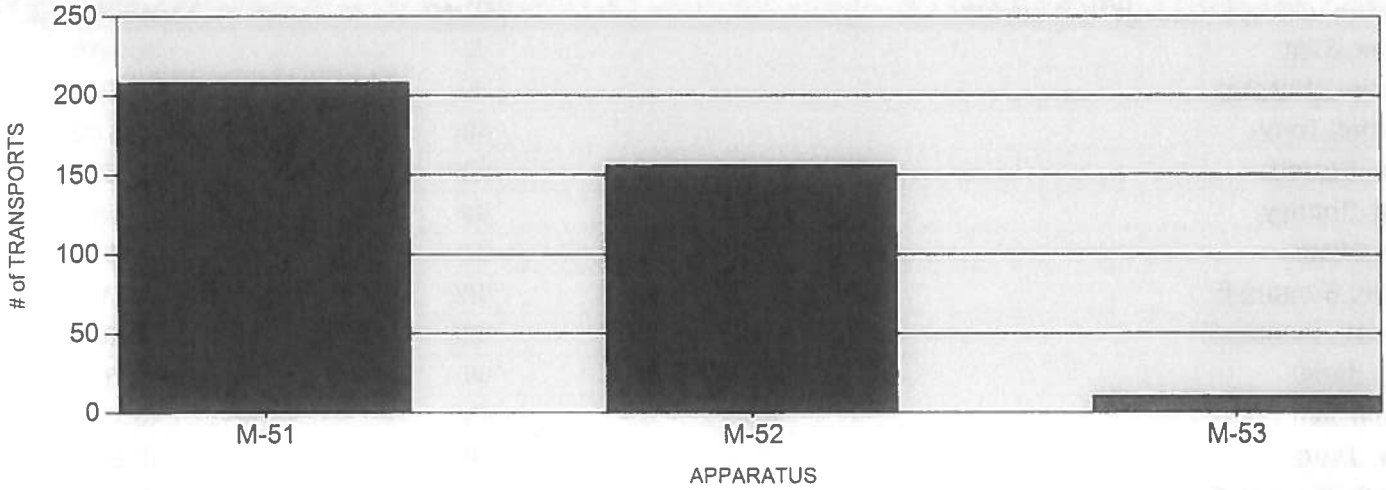


Xenia, OH

This report was generated on 4/1/2018 1:02:19 PM

Total Transports per Apparatus for Date Range (N2-N3)

Start Date: 01/01/2017 | End Date: 12/31/2017



APPARATUS	# of TRANSPORTS
M-51	208
M-52	156
M-53	10

Only REVIEWED incidents included. This report now returns both NEMSIS 2 & 3 data as appropriate.

Xenia Township Fire Department

Xenia, OH

This report was generated on 4/1/2018 12:37:26 PM



Total Incidents per Personnel for Date Range

Personnel: All personnel | Sort By: Personnel | Start Date: 01/01/2017 | End Date: 12/31/2017

PERSONNEL	COUNT	PERCENTAGE
<u>Adams, Clint</u>	5	0.48 %
<u>Albertini, Kaleena</u>	9	0.86 %
<u>Albertini, Tony</u>	48	4.61 %
<u>Beam, Garrett</u>	132	12.67 %
<u>Beam, Rodney</u>	84	8.06 %
<u>Beam, Wade</u>	31	2.98 %
<u>Beegle, Gregory E</u>	122	11.71 %
<u>Bennett, Hannah E</u>	123	11.80 %
<u>Boyd, Katie</u>	60	5.76 %
<u>Burrell, Jeff</u>	64	6.14 %
<u>Cope, Doug</u>	10	0.96 %
<u>Creech, Meghan M</u>	213	20.44 %
<u>Cross, Rusty</u>	48	4.61 %
<u>Curtis, Jason T</u>	65	6.24 %
<u>Evans, Elizabeth</u>	20	1.92 %
<u>Evans, Jason</u>	114	10.94 %
<u>Fox, D. Dean</u>	151	14.49 %
<u>Harper, Ed (Robert)</u>	121	11.61 %
<u>Hatfield, Wesley</u>	47	4.51 %
<u>Hines, Kelly</u>	260	24.95 %
<u>Hines, Tim</u>	135	12.96 %
<u>Kelly, Justin</u>	20	1.92 %
<u>Lawhorn, Lacy</u>	104	9.98 %
<u>Leach, Ward J</u>	243	23.32 %
<u>Miller, Brian</u>	118	11.32 %
<u>Nickerson, Jon</u>	37	3.55 %
<u>Provider, Mutual Aid EMS</u>	4	0.38 %
<u>Reichert, Connor</u>	82	7.87 %
<u>Richter, Shawn</u>	115	11.04 %
<u>Roop, Jake</u>	11	1.06 %
<u>Schneider, Carl</u>	107	10.27 %
<u>Schrand, Danny</u>	54	5.18 %
<u>Schrier, Corey</u>	121	11.61 %
<u>Simpson, Bryan</u>	52	4.99 %
<u>Smith, Josh</u>	35	3.36 %
<u>Spradlin, W. Tim</u>	6	0.58 %
<u>Staley, Matt</u>	6	0.58 %
<u>Strunk, Brandon</u>	105	10.08 %
<u>Surls, Logan</u>	106	10.17 %

Includes incidents where personnel responded to on or off an apparatus. Only REVIEWED incidents included.

PERSONNEL	COUNT	PERCENTAGE
<u>Terrell, James</u>	6	0.58 %
<u>Williams, Daryle</u>	14	1.34 %
<u>Williams, Jessica</u>	45	4.32 %
<u>Zehring, Kevin</u>	52	4.99 %
Sum of Individual Responses	3305	
Total Incidents for Date Range	1042	

Includes incidents where personnel responded to on or off an apparatus. Only REVIEWED incidents included.

Aema Township Fire Department



This report was generated on 2/27/2018 1:14:27 PM

Completed Inspection and Scheduled Inspection Count by Personnel for Date Range

Start Date: 01/01/2017 | End Date: 12/31/2017

Inspector Name	Completed Inspection Count	Scheduled Inspection Count
Beam, Rodney	9	
Burrell, Jeff		1
Creech, Meghan M	48	2
Harper, Ed (Robert)	7	
Hines, Kelly	25	
Leach, Ward J	21	
Miller, Brian	6	
Richter, Shawn	1	
Smith, Josh	4	
Surls, Logan	14	
Zehring, Kevin	3	
Total	138	3

Displays the number of completed and scheduled inspections by Assigned Inspector (Occupancy Info page) for the given Date Range.

nia Township Fire Department



report was generated on 2/27/2018 10:14:52 AM

Mutual or Automatic Aid Given by FDID for Incident Type for Date Range
 Incident Type(s): All Incident Types | Start Date: 01/01/2017 | End Date: 12/31/2017

IDENTIFIER	INCIDENT DATE	LOCATION	AID TYPE	INCIDENT TYPE
: 24005				
-0893	11/01/2017	15753 State Route 729 HWY	Mutual aid given	112 - Fires in structure other than in a building
[of Calls for FDID 24005: 1				
: 29001				
-0904	11/06/2017	126 Wilson DR	Automatic aid given	321 - EMS call, excluding vehicle accident with injury
-0903	11/06/2017	Jasper RD	Automatic aid given	322 - Motor vehicle accident with injuries
[of Calls for FDID 29001: 2				
: 29011				
-0393	05/17/2017	699 Wilkerson RD	Mutual aid given	111 - Building fire
-0519	06/27/2017	1010 Stoneybrook TRL	Mutual aid given	111 - Building fire
[of Calls for FDID 29011: 2				
: 29013				
-0267	04/08/2017	40 Hidden Creek DR	Automatic aid given	111 - Building fire
-1015	12/18/2017	12 W Washington ST	Mutual aid given	111 - Building fire
-0044	01/15/2017	E US 35 HWY	Mutual aid given	611 - Dispatched & cancelled en route
-0387	05/15/2017	3175 Sonnyann PL	Mutual aid given	611 - Dispatched & cancelled en route
-0544	08/08/2017	5121 Waynesville Jamestown RD	Mutual aid given	611 - Dispatched & cancelled en route
[of Calls for FDID 29013: 5				
: 29021				
-0069	01/27/2017	1124 W Second ST	Mutual aid given	111 - Building fire

-0179	03/04/2017	1117 Reid AVE	Automatic aid given	111 - Building fire
-0189	03/08/2017	2511 Cornwall DR	Automatic aid given	111 - Building fire
-0227	03/27/2017	122 Greene Lake CT	Mutual aid given	111 - Building fire
-0408	05/20/2017	614 Cincinnati AVE	Automatic aid given	111 - Building fire
-0628	08/03/2017	341 Stelton RD	Automatic aid given	111 - Building fire
-0688	08/23/2017	446 E Church ST	Automatic aid given	111 - Building fire
-0700	08/27/2017	499 Stelton RD	Automatic aid given	111 - Building fire
-0702	08/28/2017	164 Office Park DR	Automatic aid given	111 - Building fire
-0708	08/29/2017	249 Sycamore ST	Automatic aid given	111 - Building fire
-0807	09/30/2017	1710 Arizona CT	Automatic aid given	111 - Building fire
-0925	11/12/2017	60 Paceline CIR	Mutual aid given	111 - Building fire
-0928	11/13/2017	1506 Commonwealth DR	Automatic aid given	111 - Building fire
-1018	12/20/2017	815 E Main ST	Automatic aid given	111 - Building fire
-0934	11/15/2017	222 Washington ST	Automatic aid given	114 - Chimney or flue fire, confined to chimney or flue
-0155	02/24/2017	341 Stelton RD	Mutual aid given	131 - Passenger vehicle fire
-0780	09/21/2017	689 State Route 380 HWY	Mutual aid given	151 - Outside rubbish, trash or waste fire
-0001	01/01/2017	989 Dayton AVE	Mutual aid given	321 - EMS call, excluding vehicle accident with injury
-0022	01/06/2017	2040 W Second ST	Mutual aid given	321 - EMS call, excluding vehicle accident with injury
-0033	01/10/2017	451 E Third ST	Mutual aid given	321 - EMS call, excluding vehicle accident with injury
-0034	01/10/2017	126 Wilson DR	Mutual aid given	321 - EMS call, excluding vehicle accident with injury
-0051	01/18/2017	871 McDowell ST	Mutual aid given	321 - EMS call, excluding vehicle accident with injury
-0053	01/20/2017	1439 Lavelle DR	Mutual aid given	321 - EMS call, excluding vehicle accident with injury
-0057	01/21/2017	1832 El Camino DR	Mutual aid given	321 - EMS call, excluding vehicle accident with injury
-0070	01/28/2017	2065 Capestrano DR	Mutual aid given	321 - EMS call, excluding vehicle accident with injury
-0089	02/02/2017	1301 N Monroe DR	Mutual aid given	321 - EMS call, excluding vehicle accident with injury
-0104	02/07/2017	1463 Alameda DR	Mutual aid given	321 - EMS call, excluding vehicle accident with injury

-0115	02/09/2017	451 E Third ST	Mutual aid given	321 - EMS call, excluding vehicle accident with injury
-0116	02/09/2017	126 Wilson DR	Mutual aid given	321 - EMS call, excluding vehicle accident with injury
-0122	02/11/2017	1648 W Second ST	Mutual aid given	321 - EMS call, excluding vehicle accident with injury
-0197	03/13/2017	754 N Richard DR	Mutual aid given	321 - EMS call, excluding vehicle accident with injury
-0212	03/20/2017	60 Paeline CT	Mutual aid given	321 - EMS call, excluding vehicle accident with injury
-0226	03/27/2017	1251 Frost CIR	Automatic aid given	321 - EMS call, excluding vehicle accident with injury
-0228	03/27/2017	457 S Columbus ST	Automatic aid given	321 - EMS call, excluding vehicle accident with injury
-0277	04/10/2017	189 Dayton AVE	Mutual aid given	321 - EMS call, excluding vehicle accident with injury
-0286	04/13/2017	374 Ridgebury DR	Mutual aid given	321 - EMS call, excluding vehicle accident with injury
-0287	04/14/2017	1586 Deanne DR	Mutual aid given	321 - EMS call, excluding vehicle accident with injury
-0312	04/19/2017	2007 Highlander North DR	Mutual aid given	321 - EMS call, excluding vehicle accident with injury
-0323	04/24/2017	60 Paeline CIR	Mutual aid given	321 - EMS call, excluding vehicle accident with injury
-0330	04/25/2017	207 Cato DR	Mutual aid given	321 - EMS call, excluding vehicle accident with injury
-0365	05/06/2017	238 N Columbus AVE	Mutual aid given	321 - EMS call, excluding vehicle accident with injury
-0376	05/12/2017	1032 Moccasin TRL	Mutual aid given	321 - EMS call, excluding vehicle accident with injury
-0379	05/13/2017	220 E 3rd ST	Mutual aid given	321 - EMS call, excluding vehicle accident with injury
-0382	05/14/2017	60 Paeline CT	Automatic aid given	321 - EMS call, excluding vehicle accident with injury
-0418	05/21/2017	2295 Greenway BLVD	Mutual aid given	321 - EMS call, excluding vehicle accident with injury
-0429	05/25/2017	303 Kinsey RD	Automatic aid given	321 - EMS call, excluding vehicle accident with injury
-0435	05/26/2017	77 E Market ST	Mutual aid given	321 - EMS call, excluding vehicle accident with injury
-0437	05/26/2017	101 N Detroit ST	Automatic aid given	321 - EMS call, excluding vehicle accident with injury
-0446	05/29/2017	1116 Spegle CT	Automatic aid given	321 - EMS call, excluding vehicle accident with injury
-0448	05/31/2017	2224 High wheel DR	Mutual aid given	321 - EMS call, excluding vehicle accident with injury
-0458	06/04/2017	2710 Jenny Marie DR	Mutual aid given	321 - EMS call, excluding vehicle accident with injury
-0484	06/13/2017	599 N Columbus AVE	Mutual aid given	321 - EMS call, excluding vehicle accident with injury
-0487	06/15/2017	895 Emmet DR	Mutual aid given	321 - EMS call, excluding vehicle accident with injury

-0490	06/15/2017	721 S Detroit ST	Mutual aid given	321 - EMS call, excluding vehicle accident with injury
-0493	06/16/2017	1560 Arapaho DR	Mutual aid given	321 - EMS call, excluding vehicle accident with injury
-0521	06/28/2017	820 Tremont AVE	Mutual aid given	321 - EMS call, excluding vehicle accident with injury
-0524	06/30/2017	Queen ST	Mutual aid given	321 - EMS call, excluding vehicle accident with injury
-0557	07/12/2017	60 Paceline CIR	Mutual aid given	321 - EMS call, excluding vehicle accident with injury
-0567	07/14/2017	S Progress DR	Mutual aid given	321 - EMS call, excluding vehicle accident with injury
-0579	07/18/2017	393 E Second ST	Mutual aid given	321 - EMS call, excluding vehicle accident with injury
-0598	07/26/2017	39 W Main ST	Automatic aid given	321 - EMS call, excluding vehicle accident with injury
-0606	07/28/2017	1429 Rockwell DR	Automatic aid given	321 - EMS call, excluding vehicle accident with injury
-0607	07/28/2017	1906 Wilshire DR	Mutual aid given	321 - EMS call, excluding vehicle accident with injury
-0608	07/28/2017	203 Washington ST	Mutual aid given	321 - EMS call, excluding vehicle accident with injury
-0610	07/28/2017	2336 Minnesota DR	Mutual aid given	321 - EMS call, excluding vehicle accident with injury
-0645	08/08/2017	282 Xenia Towne SQ	Mutual aid given	321 - EMS call, excluding vehicle accident with injury
-0646	08/08/2017	270 Mount Vernon DR	Mutual aid given	321 - EMS call, excluding vehicle accident with injury
-0668	08/13/2017	137 N Columbus AVE	Automatic aid given	321 - EMS call, excluding vehicle accident with injury
-0673	08/15/2017	350 Home AVE	Mutual aid given	321 - EMS call, excluding vehicle accident with injury
-0677	08/15/2017	632 S Monroe ST	Automatic aid given	321 - EMS call, excluding vehicle accident with injury
-0692	08/26/2017	3076 Wyoming DR	Automatic aid given	321 - EMS call, excluding vehicle accident with injury
-0709	08/30/2017	1419 Vimla WAY	Automatic aid given	321 - EMS call, excluding vehicle accident with injury
-0767	09/18/2017	1400 Brush Row RD	Automatic aid given	321 - EMS call, excluding vehicle accident with injury
-0835	10/09/2017	201 Country Club DR	Mutual aid given	321 - EMS call, excluding vehicle accident with injury
-0867	10/23/2017	1620 W Park SQ	Automatic aid given	321 - EMS call, excluding vehicle accident with injury
-0898	11/02/2017	101 N Detroit ST	Mutual aid given	321 - EMS call, excluding vehicle accident with injury
-0899	11/03/2017	60 Paceline CIR	Mutual aid given	321 - EMS call, excluding vehicle accident with injury
-0923	11/11/2017	489 E Church ST	Mutual aid given	321 - EMS call, excluding vehicle accident with injury
-0970	11/28/2017	1400 Brush Row RD	Mutual aid given	321 - EMS call, excluding vehicle accident with injury

7-0979	12/03/2017	1870 Delta AVE	Mutual aid given	321 - EMS call, excluding vehicle accident with injury
7-0990	12/07/2017	616 S Stadium DR	Mutual aid given	321 - EMS call, excluding vehicle accident with injury
7-0995	12/10/2017	637 S Monroe ST	Automatic aid given	321 - EMS call, excluding vehicle accident with injury
7-0999	12/13/2017	156 Hivling ST	Automatic aid given	321 - EMS call, excluding vehicle accident with injury
7-1009	12/16/2017	1301 N Monroe DR	Mutual aid given	321 - EMS call, excluding vehicle accident with injury
7-1020	12/20/2017	968 W Second ST	Mutual aid given	321 - EMS call, excluding vehicle accident with injury
7-1041	12/30/2017	77 E Market ST	Mutual aid given	321 - EMS call, excluding vehicle accident with injury
7-0088	02/02/2017	N Columbus AVE	Mutual aid given	322 - Motor vehicle accident with injuries
7-0309	04/19/2017	Pogress DR	Mutual aid given	322 - Motor vehicle accident with injuries
7-0471	06/09/2017	851 Belbrook AVE	Mutual aid given	322 - Motor vehicle accident with injuries
7-0491	06/15/2017	757 W Second ST	Mutual aid given	322 - Motor vehicle accident with injuries
7-0705	08/29/2017	W US 35 HWY	Automatic aid given	322 - Motor vehicle accident with injuries
7-0716	09/01/2017	W US 35 RAMP	Automatic aid given	322 - Motor vehicle accident with injuries
7-0791	09/23/2017	W Second ST	Mutual aid given	322 - Motor vehicle accident with injuries
7-0866	10/23/2017	E Main ST	Automatic aid given	322 - Motor vehicle accident with injuries
7-0868	10/23/2017	E Main ST	Mutual aid given	322 - Motor vehicle accident with injuries
7-0947	11/21/2017	489 E Church ST	Automatic aid given	324 - Motor vehicle accident with no injuries
7-0307	04/19/2017	1180 S Patton ST	Mutual aid given	440 - Electrical wiring/equipment problem, other
7-0503	06/22/2017	1400 Brush Row RD	Automatic aid given	440 - Electrical wiring/equipment problem, other
7-0023	01/06/2017	341 Stelton RD	Automatic aid given	445 - Arcing, shorted electrical equipment
7-0004	01/02/2017	788 S Columbus ST	Automatic aid given	611 - Dispatched & cancelled en route
7-0010	01/03/2017	797 E Market ST	Mutual aid given	611 - Dispatched & cancelled en route
7-0013	01/05/2017	77 E Market ST	Mutual aid given	611 - Dispatched & cancelled en route
7-0030	01/08/2017	164 Office Park DR	Mutual aid given	611 - Dispatched & cancelled en route
7-00335	04/26/2017	77 E Market ST	Automatic aid given	611 - Dispatched & cancelled en route
7-0140	02/18/2017	606 Glady AVE	Mutual aid given	611 - Dispatched & cancelled en route

7-0148	02/20/2017	109 S Monroe ST	Mutual aid given	611 - Dispatched & cancelled en route
7-0152	02/23/2017	714 Cincinnati AVE	Automatic aid given	611 - Dispatched & cancelled en route
7-0154	02/23/2017	528 Center ST	Mutual aid given	611 - Dispatched & cancelled en route
7-0157	02/24/2017	1067 Reid AVE	Automatic aid given	611 - Dispatched & cancelled en route
7-0186	03/07/2017	Hospitality DR	Mutual aid given	611 - Dispatched & cancelled en route
7-0191	03/09/2017	101 N Detroit ST	Mutual aid given	611 - Dispatched & cancelled en route
7-0225	03/27/2017	1400 Brush Row RD	Automatic aid given	611 - Dispatched & cancelled en route
7-0235	03/29/2017	308 Montana DR	Automatic aid given	611 - Dispatched & cancelled en route
7-0240	03/31/2017	189 Dayton AVE	Mutual aid given	611 - Dispatched & cancelled en route
7-0251	04/04/2017	124 W Main ST	Mutual aid given	611 - Dispatched & cancelled en route
7-0285	04/13/2017	311 Center ST	Mutual aid given	611 - Dispatched & cancelled en route
7-0288	04/14/2017	270 Mount Vernon DR	Mutual aid given	611 - Dispatched & cancelled en route
7-0293	04/15/2017	282 Xenia Towne SQ	Automatic aid given	611 - Dispatched & cancelled en route
7-0296	04/16/2017	959 S Detroit ST	Mutual aid given	611 - Dispatched & cancelled en route
7-0300	04/17/2017	60 Paceline CT	Automatic aid given	611 - Dispatched & cancelled en route
7-0306	04/18/2017	60 Paceline CIR	Mutual aid given	611 - Dispatched & cancelled en route
7-0318	04/23/2017	1400 Brush Row RD	Mutual aid given	611 - Dispatched & cancelled en route
7-0329	04/25/2017	N Detroit ST	Mutual aid given	611 - Dispatched & cancelled en route
7-0332	04/26/2017	21 Paceline CT	Mutual aid given	611 - Dispatched & cancelled en route
7-0339	04/27/2017	126 Wilson DR	Mutual aid given	611 - Dispatched & cancelled en route
7-0341	04/27/2017	119 W Second ST	Mutual aid given	611 - Dispatched & cancelled en route
7-0342	04/28/2017	537 W Main ST	Automatic aid given	611 - Dispatched & cancelled en route
7-0344	05/01/2017	78 Cooper LN	Automatic aid given	611 - Dispatched & cancelled en route
7-0350	05/03/2017	E Main ST	Automatic aid given	611 - Dispatched & cancelled en route
7-0353	05/03/2017	77 E Market ST	Automatic aid given	611 - Dispatched & cancelled en route
7-0364	05/06/2017	104 Ledbetter RD	Automatic aid given	611 - Dispatched & cancelled en route

-0368	05/08/2017	297 Placid CT	Automatic aid given	611 - Dispatched & cancelled en route
-0375	05/12/2017	3821 Wyoming DR	Mutual aid given	611 - Dispatched & cancelled en route
-0378	05/13/2017	119 W Second ST	Automatic aid given	611 - Dispatched & cancelled en route
-0385	05/14/2017	281 E Main ST	Automatic aid given	611 - Dispatched & cancelled en route
-0389	05/16/2017	1601 W Second ST	Mutual aid given	611 - Dispatched & cancelled en route
-0391	05/17/2017	1569 Deanne DR	Mutual aid given	611 - Dispatched & cancelled en route
-0394	05/18/2017	1645 N Detroit ST	Mutual aid given	611 - Dispatched & cancelled en route
-0395	05/18/2017	312 Fairground RD	Mutual aid given	611 - Dispatched & cancelled en route
-0409	05/20/2017	1093 Fredrick DR	Automatic aid given	611 - Dispatched & cancelled en route
-0410	05/20/2017	296 Center ST	Mutual aid given	611 - Dispatched & cancelled en route
-0431	05/25/2017	1481 Greene Lake DR	Automatic aid given	611 - Dispatched & cancelled en route
-0433	05/25/2017	77 E Market ST	Automatic aid given	611 - Dispatched & cancelled en route
-0445	05/29/2017	1949 Prouly DR	Automatic aid given	611 - Dispatched & cancelled en route
-0461	06/04/2017	Sheelin RD	Automatic aid given	611 - Dispatched & cancelled en route
-0473	06/10/2017	150 Hollywood BLVD	Mutual aid given	611 - Dispatched & cancelled en route
-0482	06/13/2017	2241 Capestrano DR	Automatic aid given	611 - Dispatched & cancelled en route
-0488	06/15/2017	164 Office Park DR	Mutual aid given	611 - Dispatched & cancelled en route
-0489	06/15/2017	1773 Pueblo DR	Mutual aid given	611 - Dispatched & cancelled en route
-0525	06/30/2017	601 Ledbetter RD	Mutual aid given	611 - Dispatched & cancelled en route
-0576	07/17/2017	492 S Detroit ST	Automatic aid given	611 - Dispatched & cancelled en route
-0578	07/18/2017	282 Xenia Towne SQ	Mutual aid given	611 - Dispatched & cancelled en route
-0596	07/24/2017	365 Center ST	Automatic aid given	611 - Dispatched & cancelled en route
-0597	07/25/2017	76 Massie DR	Automatic aid given	611 - Dispatched & cancelled en route
-0602	07/27/2017	93 N Columbus AVE	Automatic aid given	611 - Dispatched & cancelled en route
-0609	07/28/2017	77 E Market ST	Mutual aid given	611 - Dispatched & cancelled en route
-0657	08/11/2017	1972 Crase DR	Automatic aid given	611 - Dispatched & cancelled en route

-0671	08/14/2017	256 W Market ST	Mutual aid given	611 - Dispatched & cancelled en route
-0674	08/15/2017	51 Washington ST	Mutual aid given	611 - Dispatched & cancelled en route
-0675	08/15/2017	119 W Second ST	Mutual aid given	611 - Dispatched & cancelled en route
-0679	08/17/2017	543 Newport RD	Automatic aid given	611 - Dispatched & cancelled en route
-0683	08/19/2017	900 E Church ST	Automatic aid given	611 - Dispatched & cancelled en route
-0707	08/29/2017	1728 Maumee DR	Mutual aid given	611 - Dispatched & cancelled en route
-0733	09/06/2017	707 Lexington AVE	Automatic aid given	611 - Dispatched & cancelled en route
-0744	09/08/2017	651 W Second ST	Automatic aid given	611 - Dispatched & cancelled en route
-0745	09/08/2017	380 N West ST	Automatic aid given	611 - Dispatched & cancelled en route
-0750	09/11/2017	374 E Main ST	Automatic aid given	611 - Dispatched & cancelled en route
-0766	09/17/2017	282 Xenia Towne SQ	Automatic aid given	611 - Dispatched & cancelled en route
-0773	09/20/2017	695 Wycliff DR	Automatic aid given	611 - Dispatched & cancelled en route
-0779	09/21/2017	325 Bellbrook AVE	Automatic aid given	611 - Dispatched & cancelled en route
-0783	09/22/2017	2295 Greenway BLVD	Automatic aid given	611 - Dispatched & cancelled en route
-0785	09/22/2017	1400 Brush Row RD	Automatic aid given	611 - Dispatched & cancelled en route
-0796	09/25/2017	57 W Second ST	Automatic aid given	611 - Dispatched & cancelled en route
-0825	10/07/2017	1032 Glen Kegley DR	Mutual aid given	611 - Dispatched & cancelled en route
-0833	10/09/2017	940 Boylan DR	Mutual aid given	611 - Dispatched & cancelled en route
-0836	10/10/2017	747 N Detroit ST	Automatic aid given	611 - Dispatched & cancelled en route
-0838	10/11/2017	101 N Detroit ST	Mutual aid given	611 - Dispatched & cancelled en route
-0845	10/14/2017	S Columbus ST	Mutual aid given	611 - Dispatched & cancelled en route
-0853	10/17/2017	2042 Vermont DR	Automatic aid given	611 - Dispatched & cancelled en route
-0856	10/19/2017	1887 Gayhart ST	Mutual aid given	611 - Dispatched & cancelled en route
-0858	10/20/2017	500 Smith AVE	Automatic aid given	611 - Dispatched & cancelled en route
-0885	10/31/2017	1080 E Main ST	Automatic aid given	611 - Dispatched & cancelled en route
-0900	11/04/2017	2498 Cornwall DR	Automatic aid given	611 - Dispatched & cancelled en route

-0909	11/07/2017	282 Xenia Towne SQ	Automatic aid given	611 - Dispatched & cancelled en route
-0927	11/12/2017	513 W Second ST	Mutual aid given	611 - Dispatched & cancelled en route
-0931	11/13/2017	129 E Second ST	Automatic aid given	611 - Dispatched & cancelled en route
-0935	11/15/2017	270 Mount Vernon DR	Automatic aid given	611 - Dispatched & cancelled en route
-0946	11/21/2017	1338 Joyce DR	Automatic aid given	611 - Dispatched & cancelled en route
-0951	11/21/2017	652 S Detroit ST	Mutual aid given	611 - Dispatched & cancelled en route
-0977	12/01/2017	469 Stelton RD	Automatic aid given	611 - Dispatched & cancelled en route
-0983	12/05/2017	471 Antrim RD	Automatic aid given	611 - Dispatched & cancelled en route
-1002	12/14/2017	231 N Patton ST	Automatic aid given	611 - Dispatched & cancelled en route
-1019	12/20/2017	569 Antrim RD	Automatic aid given	611 - Dispatched & cancelled en route
-1023	12/21/2017	161 Montana DR	Automatic aid given	611 - Dispatched & cancelled en route
-1037	12/29/2017	238 N Columbus AVE	Mutual aid given	611 - Dispatched & cancelled en route
-0190	03/08/2017	416 Ledbetter RD	Mutual aid given	651 - Smoke scare, odor of smoke
-0558	07/12/2017	356 W Market ST	Automatic aid given	651 - Smoke scare, odor of smoke
-0954	11/22/2017	270 Mount Vernon DR	Automatic aid given	651 - Smoke scare, odor of smoke
-0175	03/03/2017	60 Paceline CT	Automatic aid given	745 - Alarm system activation, no fire - unintentional

1 of Calls for FDID 29021 - 199

I: 29023

-0316	04/23/2017	3831 Wilberforce Clifton RD	Automatic aid given	111 - Building fire
-0625	08/01/2017	4473 N US 68 HWY	Mutual aid given	113 - Cooking fire, confined to container
-0366	05/07/2017	1301 Rice RD	Mutual aid given	321 - EMS call, excluding vehicle accident with injury
-0507	06/24/2017	1 Lawson PL	Mutual aid given	321 - EMS call, excluding vehicle accident with injury
-0635	08/05/2017	127 N Walnut ST	Mutual aid given	321 - EMS call, excluding vehicle accident with injury
-1033	12/26/2017	12 Lawson PL	Mutual aid given	321 - EMS call, excluding vehicle accident with injury
-0196	03/11/2017	State Route 72 HWY	Mutual aid given	322 - Motor vehicle accident with injuries
-0367	05/07/2017	N US 68 HWY	Mutual aid given	322 - Motor vehicle accident with injuries
-0092	02/04/2017	1 Lawson PL	Mutual aid given	611 - Dispatched & cancelled en route
-0383	05/14/2017	301 Xenia AVE	Automatic aid given	611 - Dispatched & cancelled en route
-0464	06/05/2017	402 Pleasant ST	Mutual aid given	611 - Dispatched & cancelled en route
-0823	10/06/2017	100 Dayton ST	Mutual aid given	611 - Dispatched & cancelled en route
-0852	10/17/2017	132 Dayton ST	Automatic aid given	611 - Dispatched & cancelled en route
-0964	11/26/2017	305 N Walnut ST	Mutual aid given	611 - Dispatched & cancelled en route

t of Calls for FDID 29023: 14

I: 29103

-0478	06/12/2017	2879 Vickie DR	Mutual aid given	111 - Building fire
-0759	09/15/2017	1382 Windsor DR	Mutual aid given	321 - EMS call, excluding vehicle accident with injury

t of Calls for FDID 29103: 2

I: 29107

-0276	04/09/2017	108 Kyle DR	Mutual aid given	111 - Building fire
-0242	03/31/2017	2433 Wilberforce Clifton RD	Automatic aid given	324 - Motor vehicle accident with no injuries
-0291	04/15/2017	2750 E US 42 HWY	Mutual aid given	611 - Dispatched & cancelled en route

t of Calls for FDID 29107: 3

2: 29109		111 - Building fire	
7-0352	05/03/2017	3419 Baies RD	Mutual aid given
7-0917	11/10/2017	3827 Port William RD	Mutual aid given
Total of Calls for FDID: 29109: 2			
3: 29113		321 - EMS call, excluding vehicle accident with injury	
7-0604	07/28/2017	E US 35 HWY	Mutual aid given
7-0958	11/24/2017	2970 E Hoop RD	Mutual aid given
7-0066	01/26/2017	E US 35 HWY	Mutual aid given
7-0583	07/19/2017	W US 35 HWY	Mutual aid given
7-0585	07/19/2017	2561 Jasper RD	Mutual aid given
7-0278	04/10/2017	E US 35 HWY	Mutual aid given
7-0153	02/23/2017	W US 35 HWY	Mutual aid given
7-0270	04/08/2017	1203 Apache TRL	Mutual aid given
7-0869	10/23/2017	4162 Navajo TRL	Automatic aid given
7-0902	11/04/2017	442 Junkin RD	Automatic aid given
Total of Calls for FDID: 29113: 10			

D: 29119

7-0147	02/20/2017	2159 State Route 380 HWY	Mutual aid given	111 - Building fire
7-0517	06/27/2017	S US 42 HWY	Mutual aid given	131 - Passenger vehicle fire
7-0136	02/17/2017	S US 42 HTS	Mutual aid given	142 - Brush or brush-and-grass mixture fire
7-0259	04/05/2017	Richland RD	Mutual aid given	150 - Outside rubbish fire, other
7-0494	06/16/2017	994 Spring Valley Alpha RD	Mutual aid given	321 - EMS call, excluding vehicle accident with injury
7-0500	06/22/2017	1745 Schnebly RD	Mutual aid given	321 - EMS call, excluding vehicle accident with injury
7-0292	04/15/2017	S US 42 HWY	Mutual aid given	322 - Motor vehicle accident with injuries
7-0359	05/05/2017	S US 42 HWY	Mutual aid given	322 - Motor vehicle accident with injuries
7-0736	09/06/2017	State Route 380 HWY	Mutual aid given	322 - Motor vehicle accident with injuries
7-0763	09/16/2017	Roxanna New Burlington RD	Mutual aid given	322 - Motor vehicle accident with injuries
7-0993	12/09/2017	3191 State Route 380 HWY	Mutual aid given	322 - Motor vehicle accident with injuries
7-0570	07/15/2017	State Route 380 HWY	Mutual aid given	324 - Motor vehicle accident with no injuries.
7-0790	09/23/2017	S US 42 HWY	Mutual aid given	324 - Motor vehicle accident with no injuries
7-0456	06/02/2017	Roxanna New Burlington RD	Mutual aid given	342 - Search for person in water
7-0580	07/18/2017	800 Richland RD	Mutual aid given	611 - Dispatched & cancelled en route
7-0940	11/16/2017	1616 W Spring Valley Paintersville RD	Mutual aid given	611 - Dispatched & cancelled en route

11 of Calls for FDID 29119: 16

D: 29121

7-0497	06/20/2017	3234 Washington Mill RD	Mutual aid given	342 - Search for person in water
--------	------------	-------------------------	------------------	----------------------------------

11 of Calls for FDID 29121: 1

D: 29124

7-0413	05/20/2017	2933 Lower-Bellbrook RD	Mutual aid given	365 - Watercraft rescue
--------	------------	-------------------------	------------------	-------------------------

11 of Calls for FDID 29124: 1

Xenia Township Fire Department

Xenia, OH

This report was generated on 4/1/2018 1:38:01 PM



Mutual or Automatic Aid Received for Date Range

Start Date: 01/01/2017 | End Date: 12/31/2017

INCIDENT NUMBER	INCIDENT DATE	LOCATION	AID TYPE	AGENCY FDID
2017-0007	1/3/2017 7:24:00 AM	711 Dayton Xenia RD	Mutual aid received	
2017-0009	1/3/2017 2:17:00 PM	640 Birch RD	Mutual aid received	
2017-0011	1/4/2017 5:56:00 PM	W US 35 HWY	Mutual aid received	
2017-0055	1/20/2017 10:11:00 PM	1055 N Bickett RD	Mutual aid received	
2017-0056	1/21/2017 6:58:00 AM	2246 Winchester RD	Mutual aid received	
2017-0062	1/22/2017 10:46:00 PM	869 S US 68 HWY	Automatic aid received	
2017-0063	1/22/2017 11:54:00 PM	1055 N Bickett RD	Mutual aid received	
2017-0073	1/29/2017 12:54:00 AM	400 Clifton RD	Mutual aid received	
2017-0076	1/29/2017 3:28:00 PM	331 Jacoby RD	Mutual aid received	
2017-0086	2/1/2017 3:26:00 PM	2017 E Old US 35 HWY	Mutual aid received	
2017-0087	2/1/2017 4:38:00 PM	1055 N Bickett RD	Mutual aid received	
2017-0130	2/15/2017 11:41:00 AM	1149 Nash RD	Mutual aid received	
2017-0130	2/15/2017 11:41:00 AM	1149 Nash RD	Mutual aid received	
2017-0130	2/15/2017 11:41:00 AM	1149 Nash RD	Mutual aid received	
2017-0132	2/16/2017 11:30:00 AM	1400 Hickman RD	Mutual aid received	
2017-0188	3/8/2017 6:46:55 PM	Fairground RD	Mutual aid received	
2017-0202	3/16/2017 8:52:00 AM	E US 35 HWY	Mutual aid received	
2017-0211	3/20/2017 6:19:00 AM	1937 N US 68 HWY	Mutual aid received	
2017-0217	3/22/2017 2:55:00 PM	1322 ST RT 380	Mutual aid received	
2017-0218	3/22/2017 3:26:00 PM	Mason RD	Mutual aid received	
2017-0231	3/28/2017 7:14:00 PM	Hawkins RD	Mutual aid received	
2017-0236	3/29/2017 6:47:00 PM	State Route 235 HWY	Mutual aid received	
2017-0244	4/1/2017 6:45:39 AM	930 N Bickett RD	Automatic aid received	
2017-0255	4/5/2017 12:15:00 PM	2358 S US 68 HWY	Mutual aid received	
2017-0271	4/8/2017 11:48:00 PM	E US 42 HWY	Mutual aid received	
2017-0294	4/16/2017 11:35:00 AM	W US 35 HWY	Mutual aid received	
2017-0295	4/16/2017 11:49:00 AM	W US 35 HWY	Mutual aid received	
2017-0302	4/17/2017 10:59:00 PM	3765 Hollingsworth RD	Mutual aid received	
2017-0304	4/18/2017 9:40:10 AM	Brush Row RD	Mutual aid received	
2017-0305	4/18/2017 9:41:00 AM	184 Hardacre DR	Mutual aid received	
2017-0311	4/19/2017 4:00:16 PM	S US 68 HWY	Mutual aid received	
2017-0317	4/23/2017 2:07:00 AM	Stevenson RD	Mutual aid received	
2017-0322	4/24/2017 7:55:00 AM	N US 68 HWY	Mutual aid received	
2017-0411	5/20/2017 2:47:00 PM	1350 Brush Row RD	Mutual aid received	
2017-0449	5/31/2017 10:28:00 AM	S US 68 HWY	Mutual aid received	
2017-0450	5/31/2017 10:53:00 AM	625 S Columbus ST	Mutual aid received	
2017-0460	6/4/2017 2:01:00 PM	Hawkins RD	Mutual aid received	
2017-0467	6/8/2017 5:42:00 PM	E US 42 HWY	Mutual aid received	
2017-0468	6/8/2017 9:17:00 PM	2891 N Snively RD	Automatic aid received	

Only REVIEWED incidents included

INCIDENT NUMBER	INCIDENT DATE	LOCATION	AID TYPE	AGENCY FDID
2017-0474	6/10/2017 12:00:00 PM	362 Clifton RD	Mutual aid received	
2017-0479	6/12/2017 9:23:00 PM	1020 Lower Bellbrook RD	Automatic aid received	
2017-0520	6/28/2017 1:21:00 AM	1538 Union RD	Automatic aid received	
2017-0533	7/4/2017 5:13:00 AM	S US 42 HWY	Mutual aid received	
2017-0562	7/13/2017 9:31:00 PM	1562 N US 68 HWY	Mutual aid received	
2017-0563	7/13/2017 9:37:00 PM	211 Kinsey RD	Mutual aid received	
2017-0565	7/14/2017 1:04:00 PM	1017 Stevenson RD	Mutual aid received	
2017-0568	7/14/2017 5:05:00 PM	S Bickett RD	Mutual aid received	
2017-0589	7/20/2017 4:02:00 PM	S US 68 HWY	Mutual aid received	
2017-0592	7/22/2017 11:46:00 AM	W US 35 HWY	Automatic aid received	
2017-0637	8/6/2017 11:29:00 AM	S US 68 HWY	Mutual aid received	
2017-0701	8/27/2017 7:41:00 PM	S US 42 HWY	Mutual aid received	
2017-0711	8/30/2017 5:02:00 PM	N US 68 HWY	Mutual aid received	
2017-0713	8/31/2017 4:12:00 PM	1848 Old US 35 HWY	Mutual aid received	
2017-0715	9/1/2017 2:58:00 PM	1080 Brush Row RD	Mutual aid received	
2017-0749	9/10/2017 1:16:42 PM	S US 68 HWY	Mutual aid received	
2017-0757	9/14/2017 7:12:00 AM	966 Brush Row RD	Automatic aid received	
2017-0782	9/22/2017 10:05:00 AM	E Old US 35 HWY	Mutual aid received	
2017-0797	9/25/2017 6:27:00 PM	1539 Union RD	Mutual aid received	
2017-0798	9/26/2017 2:23:00 AM	1055 N Bickett RD	Mutual aid received	
2017-0842	10/12/2017 8:55:28 PM	Dayton Xenia RD	Mutual aid received	
2017-0846	10/14/2017 2:01:00 PM	1166 Dayton-Xenia RD	Mutual aid received	
2017-0849	10/16/2017 2:44:00 PM	Upper Bellbrook RD	Automatic aid received	
2017-0861	10/20/2017 8:49:00 PM	E US 42 HWY	Mutual aid received	
2017-0863	10/21/2017 2:28:00 PM	336 Clifton RD	Mutual aid received	
2017-0885	10/29/2017 9:42:00 AM	1145 Hillcrest DR	Mutual aid received	
2017-0905	11/6/2017 6:39:00 PM	1048 S US 42 HWY	Mutual aid received	
2017-0907	11/6/2017 11:55:00 PM	1340 Jasper RD	Mutual aid received	
2017-0911	11/7/2017 3:31:00 PM	2863 W Enon RD	Automatic aid received	
2017-0930	11/13/2017 4:35:00 PM	895 Clifton RD	Mutual aid received	
2017-0933	11/14/2017 5:46:00 PM	3189 S US 68 HWY	Mutual aid received	
2017-0937	11/16/2017 5:29:00 AM	977 Old Springfield PIKE	Mutual aid received	
2017-0939	11/16/2017 2:20:00 PM	310 Kinsey RD	Mutual aid received	
2017-0942	11/18/2017 12:38:00 PM	1488 S US 68 HWY	Mutual aid received	
2017-0948	11/21/2017 6:21:00 PM	E Old US 35 HWY	Mutual aid received	
2017-0949	11/21/2017 6:30:00 PM	2794 Sutton RD	Mutual aid received	
2017-0953	11/22/2017 5:56:00 PM	1862 S US 68 HWY	Automatic aid received	
2017-0992	12/9/2017 4:14:00 PM	S US 42 HWY	Mutual aid received	
2017-0997	12/11/2017 4:32:58 PM	1800 E Hoop RD	Mutual aid received	
2017-0998	12/13/2017 12:09:00 AM	1227 Wilberforce Clifton RD	Automatic aid received	
2017-1001	12/14/2017 1:35:53 PM	965 Oak Dale DR	Mutual aid received	
2017-1027	12/22/2017 12:46:00 PM	842 Dayton Xenia RD	Automatic aid received	
2017-1028	12/22/2017 1:38:00 PM	E US 35 HWY	Mutual aid received	

Only REVIEWED incidents included

INCIDENT NUMBER	INCIDENT DATE	LOCATION	AID TYPE	AGENCY FDID
2017-1044	12/31/2017 5:50:00 PM	892 N Bickett RD	Mutual aid received	

Only REVIEWED incidents included

Xenia Township Fire Department

Xenia, OH

This report was generated on 4/1/2018 1:41:40 PM



Mutual or Automatic Aid Received per Zone for Date Range

Start Date: 01/01/2017 | End Date: 12/31/2017

ZONE	INCIDENT COUNT
1 - Station 51 District	46
2 - Station 52 District	28
3 - Ceassarscreek Township	7

Only REVIEWED incidents included

Xenia Township Fire Department

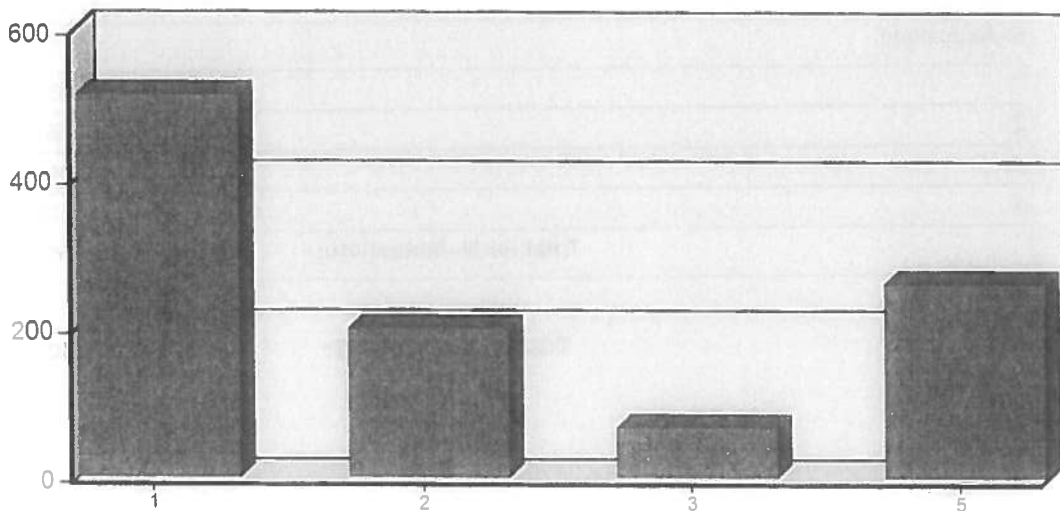
Xenia, OH

This report was generated on 4/1/2018 1:39:29 PM



Incident Count by Shift per Zone for Date Range

Start Date: 01/01/2017 | End Date: 12/31/2017



ZONE	# INCIDENTS
1 - Station 51 District	
1	251
2	133
3	79
4	50
Total for 1 - Station 51 District:	
513	
2 - Station 52 District	
1	82
2	55
3	41
4	22
Total for 2 - Station 52 District:	
200	

Count of incidents by shift per zone for a given date range. Includes a chart.

3 - Ceassarscreek Township	
1	36
2	14
3	13
4	5
Total for 3 - Ceassarscreek Township:	
	68

5 - Mutual Aid	
1	137
2	66
3	40
4	18
Total for 5 - Mutual Aid:	
	261

TOTAL INCIDENTS: 1042

Count of incidents by shift per zone for a given date range. Includes a chart.

Xenia Township Fire Department

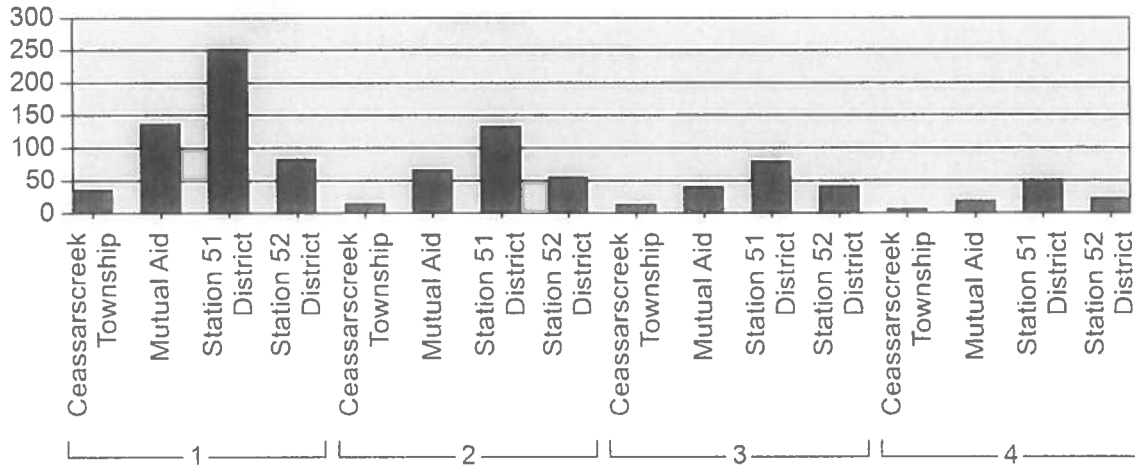
Xenia, OH

This report was generated on 4/1/2018 1:40:06 PM



Incidents per Zone per Shift for Date Range

Start Date: 01/01/2017 | End Date: 12/31/2017

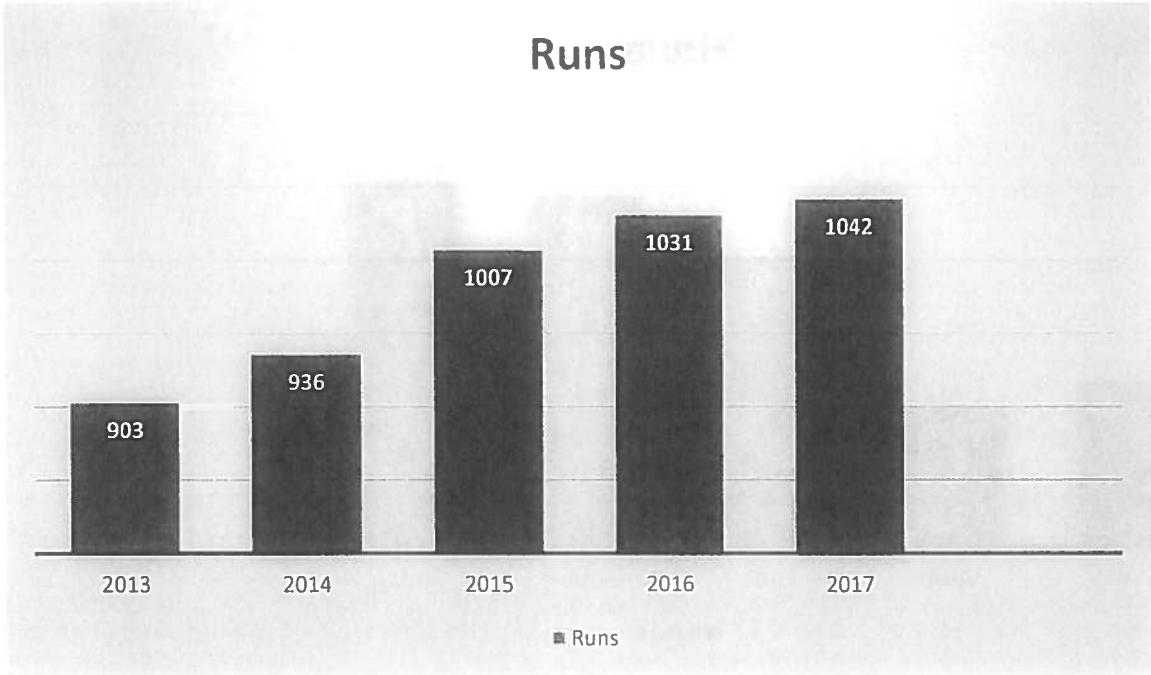


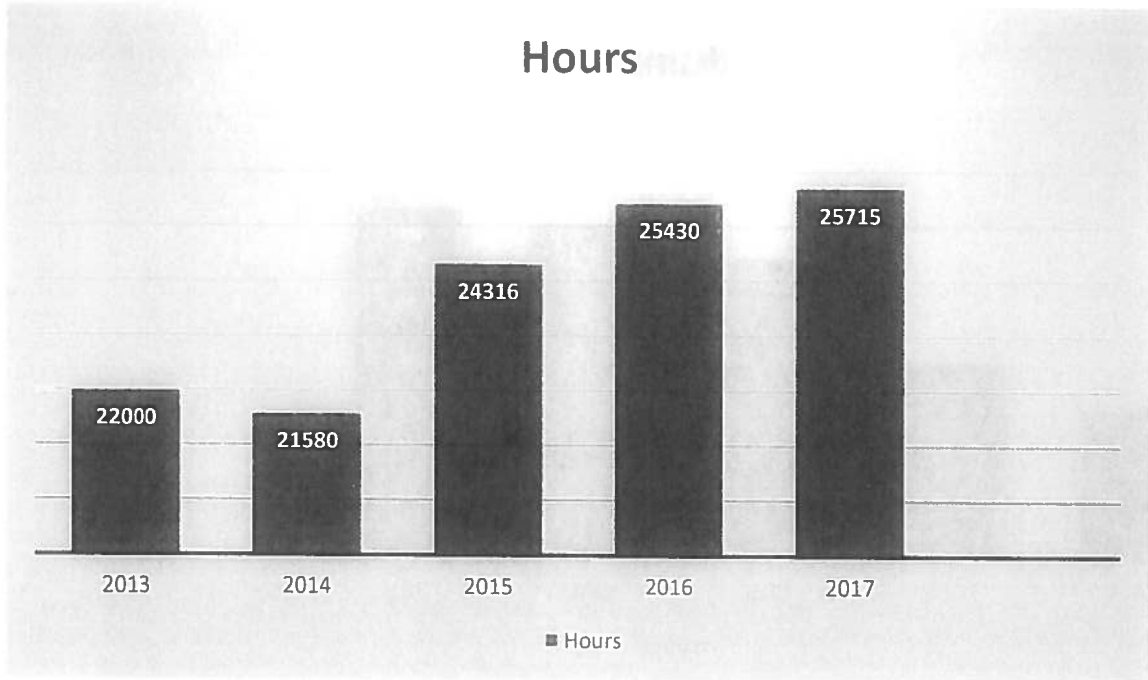
SHIFT	ZONE	# INCIDENTS
1	Ceassarscreek Township	36
	Mutual Aid	137
	Station 51 District	251
	Station 52 District	82
2	Ceassarscreek Township	14
	Mutual Aid	66
	Station 51 District	133
	Station 52 District	55
3	Ceassarscreek Township	13
	Mutual Aid	40
	Station 51 District	79
	Station 52 District	41



SHIFT	ZONE	# INCIDENTS
4	Ceassarscreek Township	5
	Mutual Aid	18
	Station 51 District	50
	Station 52 District	22
TOTAL:		1042







Xenia Township Fire Department



This report was generated on 4/11/2018 2:23:31 PM

Average Response Time per Shift and Zone for Date Range

Start Date: 01/01/2017 | End Date: 12/31/2017

SHIFT	AVG RESPONSE TIME MM:SS (Dispatch to Arrived)
Shift: 1	
1 - Station 51 District	7:49
2 - Station 52 District	8:39
3 - Ceassarscreek Township	12:26
5 - Mutual Aid	9:54
Shift: 2	
1 - Station 51 District	9:22
2 - Station 52 District	8:14
3 - Ceassarscreek Township	10:44
5 - Mutual Aid	11:25
Shift: 3	
1 - Station 51 District	8:08
2 - Station 52 District	9:07
3 - Ceassarscreek Township	12:43
5 - Mutual Aid	11:41
Shift: 4	
1 - Station 51 District	9:36
2 - Station 52 District	9:36
3 - Ceassarscreek Township	11:34
5 - Mutual Aid	12:34

Only REVIEWED incidents included.

