



# Xenia Township Fire Department

8 Brush Row Road, Xenia, Ohio 45385 (937) 372-7857

*Fire Chief: Dean Fox*

*Proudly Serving Xenia & Caesarscreek Townships*

**Date:** April 17, 2019  
**To:** Xenia Township Board of Trustees, Alan Stock  
**From:** Chief Dean Fox  
**RE:** 2018 Year in Review

---

In 2018, Xenia Township Fire received a total of 1,142 calls for service. An increase of 100 calls from 2017. This summary will provide a breakdown of the manpower utilized throughout the year, calls for service, and an analysis of our times and locations for activity.

## **Full Time**

2018 was the sixth complete year in which our 3 full-time employees provided a reliable base for our daily coverage. However, in October, November, and December of 2018, two of our full-time employees resigned to pursue opportunities at other fire departments. Our third full-time employee was on medical leave, so our part-time staff provided all the staffing that was necessary for November and December. Of the 1,042 calls for service, our full-time employees responded as follows:

Kelly Hines – 228 calls, 19.96%

Meghan Creech – 191 calls, 16.73%

Jay Leach – 232 calls, 20.32%

## **Part Time**

Our number of part-time employees ranged from 39 at the beginning of the year, to 31 at year's end. This work group consisted of our Captain and two of our Lieutenants. The total hours worked for our part-time staff totaled 23,308. Ten part-time employees worked over 1,000 hours, with five working over 1,400 hours. We call these our "shifted employees." They have committed to work a shift of 24 or 12 hours every 6<sup>th</sup> day or 3<sup>rd</sup> day. These commitments have greatly improved our ability to have a reliable schedule for part time staffing.

## **Paid on Call and Volunteer**

Our Paid-on Call staff of seven employees worked a total of 2,125 hours for the year. We also have one true volunteer, who received no compensation. In November 2018, our true volunteer, Chief (ret.) Tim Spradlin hung-up his boots and retired from the fire service for good. By the end of 2018, we had only three Paid on Call employees on the roster.



### **Fire Responses**

In 2018, Xenia Township Fire responded to 1,142 calls for service. Of those calls, 520 were of a nature that was considered “Non-EMS.” A report of all of our call types is attached in the appendix. Our top three categories were: Good intent calls and cancelled en route – 154, Fires – 47, and False Alarms –55.

### **Dollar Loss**

In 2018, Xenia Township Fire experienced a moderate dollar loss throughout the year, compared to 2017, 2016, 2015, 2014, and 2013. In 2018, there were 14 incidents that resulted in dollar loss in Xenia and Caesarscreek Townships. The total losses were \$469,834 compared to \$787,170 in 2017, \$22,650 in 2016, \$109,950 in 2015, \$353,550 in 2014, and \$1,497,300 in 2013. A detailed report by incident is attached in the appendix.

### **EMS Responses**

In 2018, Xenia Township Fire received 1,142 calls for service. Of those calls, 608 were EMS in nature. We encountered 629 total patients, transporting 485 of them. A report of the transport destinations for all our patients is attached in the appendix. Our top four hospital destinations were: Greene Memorial Hospital – 368, Miami Valley Hospital – 23, Soin – 35, Children’s – 14.

### **Fire Inspections**

In 2018, Xenia Township Fire conducted 112 fire inspections within Xenia and Caesarscreek Townships. In 2017 we completed 138, in 2016 we completed 155, in 2015 we completed 189, and in 2014 we completed 167. The inspections were completed through the efforts of Ed Harper, Rodney Beam, Shawn Richter, Josh Smith, Lieutenants Brian Miller, Jay Leach, Kelly Hines, Meghan Creech and Captain Logan Surls. Highlights for the year included sixth round inspections of all buildings on the Central State University campus and inspections at Wilberforce University. All our staff are to be commended for the improved accomplishments in Fire Inspections, which lead directly to a reduction in the hazards that may be of threat to life safety.

### **New Apparatus**

Xenia Township placed an order in April of 2018 with Sutphen Fire Apparatus for the purchase of a new combination Engine and Rescue apparatus. After review by a committee of Officers, employees, and maintenance personnel, a specification sheet was prepared and reviewed for consideration by the Board of Trustees. The new apparatus can carry 1,000 gallons of water, 20 gallons of Class A foam, resources for performing technical rescues, as well as a full compliment of hydraulic rescue tools. The purchase of the new Engine allows the elimination for at least two pieces of apparatus currently maintained by Xenia Township. Rescue 52 and at least one reserve Engine would be designated as obsolete.

As part of improving Xenia Township Fire Department’s ability to respond effectively to various calls for service, a new paradigm was envired by the Command Staff. The Department is best served by having two Rescue capable Engines available to service our community. As a result, Engine 51 was modified to carry battery-powered rescue tools and has improved functionality on the scene of motor vehicle accidents. Engine 51 was upgraded with painting of the cab, pump maintenance, and modified compartmentation at a total cost of \$17,508.



### **Mutual Aid**

Xenia Township Fire responded to 258 calls for Mutual Aid from other jurisdictions. A breakdown by department reveals the following call volume. A detailed report is attached in the appendix.

<b>Mutual Aid Given By Xenia Township Fire</b>				
<b>January - December 2018</b>				
<b>Department Name</b>	<b>Fire Calls</b>	<b>EMS Calls</b>	<b>Cancelled</b>	<b>Total</b>
<b>Beavercreek Township</b>	<b>2</b>	<b>2</b>	<b>1</b>	<b>5</b>
<b>Bellbrook</b>	<b>0</b>	<b>0</b>	<b>1</b>	<b>1</b>
<b>Cedarville Township</b>	<b>0</b>	<b>0</b>	<b>3</b>	<b>3</b>
<b>Jefferson Township</b>	<b>0</b>	<b>2</b>	<b>3</b>	<b>5</b>
<b>Miami Township</b>	<b>10</b>	<b>11</b>	<b>4</b>	<b>25</b>
<b>New Jasper Township</b>	<b>5</b>	<b>2</b>	<b>2</b>	<b>9</b>
<b>Fairborn</b>	<b>0</b>	<b>1</b>	<b>2</b>	<b>3</b>
<b>Hustead</b>	<b>1</b>	<b>0</b>	<b>0</b>	<b>1</b>
<b>Spring Valley Township</b>	<b>3</b>	<b>15</b>	<b>8</b>	<b>26</b>
<b>Sugarcreek Township</b>	<b>1</b>	<b>0</b>	<b>2</b>	<b>3</b>
<b>Wayne Township</b>	<b>1</b>	<b>0</b>	<b>0</b>	<b>1</b>
<b>Xenia City</b>	<b>24</b>	<b>54</b>	<b>94</b>	<b>172</b>
<b>Total</b>	<b>47</b>	<b>87</b>	<b>120</b>	<b>254</b>

Xenia Township Fire received mutual aid from our neighboring departments on 108 calls of our own. 45 calls were in District 51 Xenia Township North, 46 in District 52 Xenia Township South, and 17 in District 53 Caesarscreek Township. A detailed listing is attached in the appendix. The information is not broken down by department or call type. We receive assistance in the form of Automatic Aid whenever calls for service are received that are significant and require considerable resources from the beginning, such as structure fires. Mutual aid is assistance that is requested after arrival on the scene, and the determination is made that more help is needed. If there are any questions regarding a specific response, please contact the Fire Chief for further explanation.

### **Calls by District and Time Analysis**

Xenia Township Fire records its responses based on day of week and hourly parameters. The jurisdiction is also broken down into districts that include Station 51 Xenia Township North, Station 52 Xenia Township South, Caesarscreek Township, and Mutual Aid. Below is a summary of the District Analysis in 12 hour increments, and weekday verses weekend parameters. According to these results, 71% of our call volume occurs Monday through Friday. A detailed listing is attached in the appendix.



Time, Day, and District Analysis For Fire and EMS Responses					
January - December 2018					
District	M - F 0700-1900	M - F 1900-0700	Sat -Sun 0700-1900	Sat -Sun 0700-1900	Total
Station 51	222	153	101	61	537
Station 52	112	72	41	33	258
Caesarscreek Township	41	26	14	15	96
Mutual Aid	145	43	39	24	251
<b>Total</b>	<b>520</b>	<b>294</b>	<b>195</b>	<b>133</b>	<b>1142</b>

### Financial Investment

Capital Purchases for Xenia Township Fire Department	
2018	
New Sutphen Fire Engine/Rescue	\$424,000
Share of SCBA Mask Fit Testing Machine	\$2,096
New Protective Clothing	\$18,300
New Rescue Saw	\$1,658
Engine 51 Valve and Intake Upgrade	\$3,876
Engine 51 Painting	\$4,046
Engine 51 Pump Upgrade	\$5,961
Engine 51 Modified Compartmentation	\$3,625
Vehicle Exhaust Emissions Filter Medic 51, 52	\$3,888
New Rescue and Lift Kits	\$6,648
New Department Jackets	\$4,000

<b>Total Investment</b>	<b>\$478,098</b>
-------------------------	------------------

Grants Received for Xenia Township Fire Department	
2018	
Xenia Township FF & Community Association - Battery Powered Rescue Tools	\$24,000
Caesarscreek Township Trustees – Tools New Engine 52	\$10,000
Firefighters Exposure Grant	\$15,000
Ohio Division of EMS Electronic Tablet Grant	\$1,000
EMS Training and Equipment Grant	\$4,865

<b>Grant Total</b>	<b>\$54,865</b>
--------------------	-----------------





It is with great pride that the accomplishments of the men and women of the Xenia Township Fire Department are summarized in the previous pages. Although these statistics are the measurable components of our productivity, what is not documented are the hours spent by the paid and on call staff for the time they have spent on station, waiting, completely prepared for a response with their training, equipment, and experience. There are countless individual accomplishments regarding department projects including hose testing, vehicle transportation, asset inspection, and other tasks that are just as valuable to our organization's success as meeting the calls for service that we respond to.

We would like to acknowledge the significant donations that the Xenia Township Firefighters and Community Association have made to our mission in 2018. A very generous donation of Battery Powered Rescue Tools. Our partnership with the Association is a great asset to our department and Xenia Township. We also wish to recognize the extra contribution of \$10,000 from Caesarscreek Township Trustees. The money received from this Board was put towards new equipment to be used on new Engine-Rescue 52.

We greatly appreciate the support that the Board of Trustees has shown in our leadership and look forward to progressing on future endeavors through the combined contributions of the Xenia Township Administrator, Fiscal Officer, Road Superintendent, and all employees of Xenia Township.



# Xenia Township Fire Department

Xenia, OH

This report was generated on 3/20/2019 1:35:04 PM



## Total Incidents per Personnel for Date Range

Personnel: All Personnel | Sort By: Personnel | Start Date: 01/01/2018 | End Date: 12/31/2018

PERSONNEL	COUNT	PERCENTAGE
<u>Adams, Clint</u>	8	0.70 %
<u>Albertini, Kaleena</u>	16	1.40 %
<u>Albertini, Tony</u>	58	5.08 %
<u>Beam, Elizabeth</u>	49	4.29 %
<u>Beam, Garrett</u>	82	7.18 %
<u>Beam, Rodney</u>	41	3.59 %
<u>Beam, Wade</u>	21	1.84 %
<u>Beegle, Gregory E</u>	223	19.53 %
<u>Boyd, Katie</u>	83	7.27 %
<u>Bradford, Hunter</u>	61	5.34 %
<u>Castle, Tyler</u>	61	5.34 %
<u>Conley, Hannah E</u>	124	10.86 %
<u>Cope, Doug</u>	34	2.98 %
<u>Creech, Meghan M</u>	191	16.73 %
<u>Cross, Rusty</u>	78	6.83 %
<u>Curtis, Jason T</u>	54	4.73 %
<u>Evans, Jason</u>	119	10.42 %
<u>Fox, D. Dean</u>	181	15.85 %
<u>Harper, Ed (Robert)</u>	131	11.47 %
<u>Harper, Ryan</u>	13	1.14 %
<u>Hatfield, Wesley</u>	66	5.78 %
<u>Hines, Kelly</u>	228	19.96 %
<u>Hines, Tim</u>	129	11.30 %
<u>Holland, Preston</u>	56	4.90 %
<u>Kelly, Justin</u>	95	8.32 %
<u>Lawhorn, Lacy</u>	60	5.25 %
<u>Leach, Ward J</u>	232	20.32 %
<u>Miller, Brian</u>	147	12.87 %
<u>Nickerson, Jon</u>	14	1.23 %
<u>Ostrowske, John</u>	9	0.79 %
<u>Provider, Mutual Aid EMS</u>	2	0.18 %
<u>Reichert, Connor</u>	126	11.03 %
<u>Richter, Shawn</u>	127	11.12 %
<u>Schneider, Carl</u>	155	13.57 %
<u>Schrand, Danny</u>	117	10.25 %
<u>Schrier, Corey</u>	141	12.35 %
<u>Simpson, Bryan</u>	78	6.83 %
<u>Smith, Josh</u>	44	3.85 %
<u>Spradlin, W. Tim</u>	10	0.88 %

Includes incidents where personnel responded to on or off an apparatus. Only REVIEWED incidents included.



PERSONNEL	COUNT	PERCENTAGE
<u>Staley, Matt</u>	1	0.09 %
<u>Surls, Logan</u>	79	6.92 %
<u>Terrell, James</u>	5	0.44 %
<u>Williams, Daryle</u>	21	1.84 %
<u>Williams, Jenna R</u>	8	0.70 %
<u>Williams, Jessica</u>	26	2.28 %
<u>Zehring, Kevin</u>	35	3.06 %
<b>Sum of Individual Responses</b>	<b>3639</b>	
<b>Total Incidents for Date Range</b>	<b>1142</b>	

Includes incidents where personnel responded to on or off an apparatus. Only REVIEWED incidents included.



# Xenia Township Fire Department

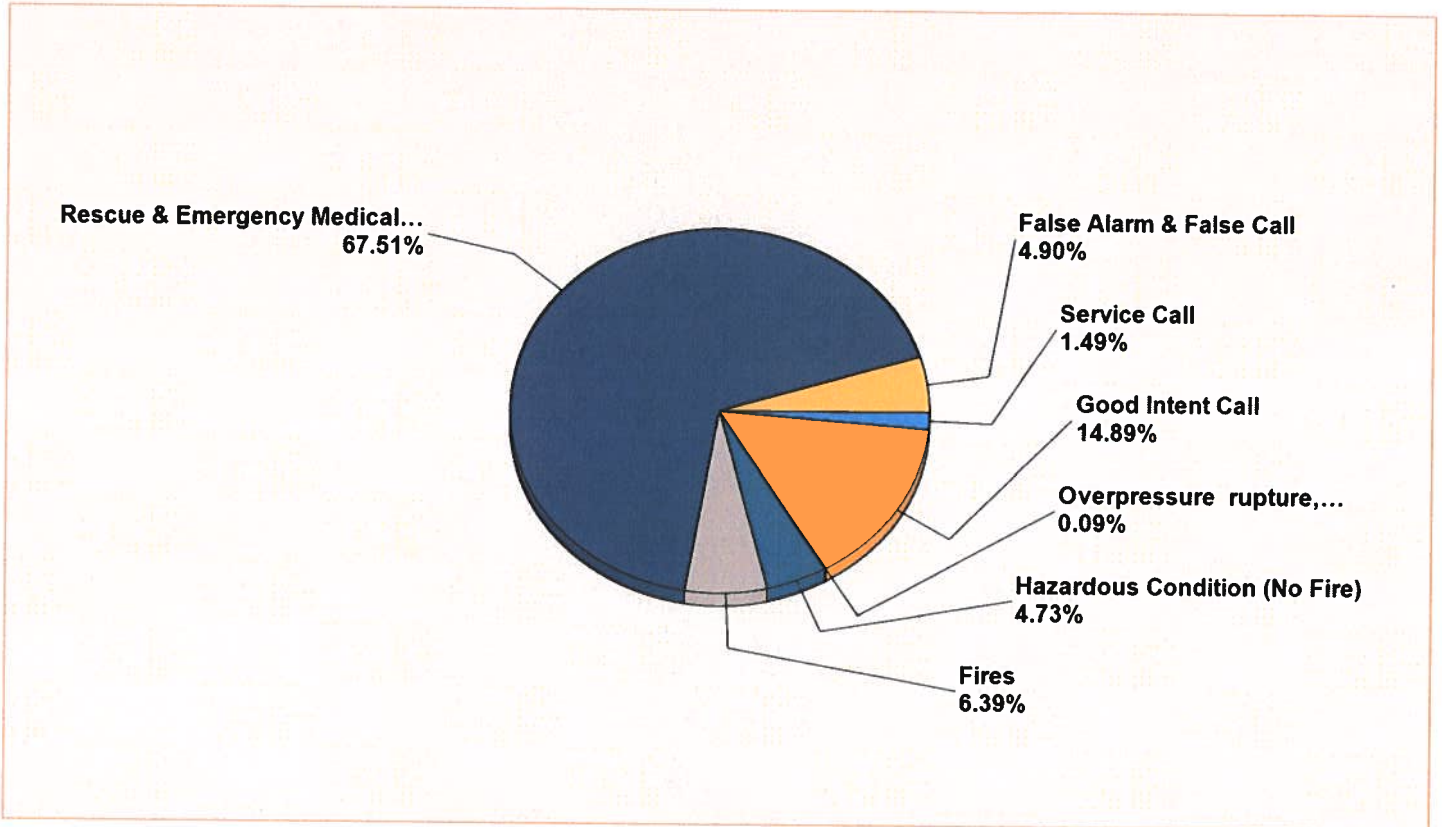
Xenia, OH

This report was generated on 3/20/2019 1:32:29 PM



## Breakdown by Major Incident Types for Date Range

Zone(s): All Zones | Start Date: 01/01/2018 | End Date: 12/31/2018



MAJOR INCIDENT TYPE	# INCIDENTS	% of TOTAL
Fires	73	6.39%
Overpressure rupture, explosion, overheating - no fire	1	0.09%
Rescue & Emergency Medical Service	771	67.51%
Hazardous Condition (No Fire)	54	4.73%
Service Call	17	1.49%
Good Intent Call	170	14.89%
False Alarm & False Call	56	4.90%
<b>TOTAL</b>	<b>1142</b>	<b>100.00%</b>

Only REVIEWED incidents included. Summary results for a major incident type are not displayed if the count is zero.





### Detailed Breakdown by Incident Type

INCIDENT TYPE	# INCIDENTS	% of TOTAL
111 - Building fire	41	3.59%
113 - Cooking fire, confined to container	2	0.18%
114 - Chimney or flue fire, confined to chimney or flue	4	0.35%
118 - Trash or rubbish fire, contained	5	0.44%
130 - Mobile property (vehicle) fire, other	1	0.09%
131 - Passenger vehicle fire	2	0.18%
142 - Brush or brush-and-grass mixture fire	4	0.35%
143 - Grass fire	2	0.18%
150 - Outside rubbish fire, other	5	0.44%
151 - Outside rubbish, trash or waste fire	6	0.53%
171 - Cultivated grain or crop fire	1	0.09%
220 - Overpressure rupture from air or gas, other	1	0.09%
321 - EMS call, excluding vehicle accident with injury	622	54.47%
322 - Motor vehicle accident with injuries	73	6.39%
324 - Motor vehicle accident with no injuries.	71	6.22%
341 - Search for person on land	1	0.09%
354 - Trench/below-grade rescue	1	0.09%
360 - Water & ice-related rescue, other	3	0.26%
400 - Hazardous condition, other	1	0.09%
410 - Combustible/flammable gas/liquid condition, other	1	0.09%
411 - Gasoline or other flammable liquid spill	1	0.09%
412 - Gas leak (natural gas or LPG)	5	0.44%
424 - Carbon monoxide incident	1	0.09%
440 - Electrical wiring/equipment problem, other	4	0.35%
442 - Overheated motor	2	0.18%
444 - Power line down	28	2.45%
445 - Arcing, shorted electrical equipment	9	0.79%
471 - Explosive, bomb removal (for bomb scare, use 721)	2	0.18%
500 - Service Call, other	3	0.26%
511 - Lock-out	1	0.09%
520 - Water problem, other	1	0.09%
531 - Smoke or odor removal	1	0.09%
542 - Animal rescue	1	0.09%
552 - Police matter	1	0.09%
554 - Assist invalid	3	0.26%
561 - Unauthorized burning	6	0.53%
600 - Good intent call, other	12	1.05%
611 - Dispatched & cancelled en route	142	12.43%
621 - Wrong location	3	0.26%
631 - Authorized controlled burning	6	0.53%
632 - Prescribed fire	1	0.09%
651 - Smoke scare, odor of smoke	6	0.53%
730 - System malfunction, other	1	0.09%
731 - Sprinkler activation due to malfunction	1	0.09%
733 - Smoke detector activation due to malfunction	3	0.26%
735 - Alarm system sounded due to malfunction	6	0.53%
736 - CO detector activation due to malfunction	6	0.53%
740 - Unintentional transmission of alarm, other	2	0.18%
743 - Smoke detector activation, no fire - unintentional	11	0.96%
744 - Detector activation, no fire - unintentional	4	0.35%
745 - Alarm system activation, no fire - unintentional	22	1.93%
<b>TOTAL INCIDENTS:</b>	<b>1142</b>	<b>100.00%</b>

Only REVIEWED incidents included. Summary results for a major incident type are not displayed if the count is zero.



# Xenia Township Fire Department

Xenia, OH

This report was generated on 3/20/2019 1:33:25 PM



## Detailed Losses For Date Range

Start Date: 01/01/2018 | End Date: 12/31/2018

# INCIDENTS	TOTAL PRE-INCIDENT PROP. VAL.	TOTAL PRE-INCIDENT CONT. VAL.	TOTAL PRE-INCIDENT VAL.	AVG. VAL.	TOTAL PROP. LOSS	TOTAL CONT. LOSS	TOTAL LOSSES	AVERAGE LOSS
14	\$1,347,441.00	\$805,000.00	\$2,152,441.00	\$153,745.00	\$346,334.00	\$123,500.00	\$469,834.00	\$33,559.00

INCIDENT #	DATE	TYPE	LOCATION	PRE-INCIDENT PROPERTY	PRE-INCIDENT CONTENTS	PRE-INCIDENT TOTAL	PROP. LOSS	CONT. LOSS	TOTAL
2018-0001	01/01/2018	131 - Passenger vehicle fire	3300 Paintersville Port William RD Caesars Creek (Township of)	\$2,500.00	\$0.00	\$2,500.00	\$2,500.00	\$0.00	\$2,500.00
2018-0001	01/01/2018	131 - Passenger vehicle fire	3300 Paintersville Port William RD Caesars Creek (Township of)	\$15,000.00	\$0.00	\$15,000.00	\$5,000.00	\$0.00	\$5,000.00
2018-0069	01/19/2018	111 - Building fire	555 Wilson DR Xenia (Township of)	\$120,000.00	\$250,000.00	\$370,000.00	\$2,500.00	\$1,000.00	\$3,500.00
2018-0167	02/24/2018	111 - Building fire	583 Birch RD Xenia (Township of)	\$15,000.00	\$0.00	\$15,000.00	\$500.00	\$0.00	\$500.00
2018-0472	06/04/2018	131 - Passenger vehicle fire	2695 State Route 235 HWY Xenia (Township of)	\$3,000.00	\$0.00	\$3,000.00	\$3,000.00	\$0.00	\$3,000.00
2018-0488	06/10/2018	111 - Building fire	887 Stover DR Wilberforce	\$113,000.00	\$70,000.00	\$183,000.00	\$25,000.00	\$11,000.00	\$36,000.00
2018-0499	06/15/2018	111 - Building fire	750 Hook RD Xenia (Township of)	\$60,000.00	\$25,000.00	\$85,000.00	\$20,000.00	\$5,000.00	\$25,000.00
2018-0748	09/05/2018	322 - Motor vehicle accident with injuries	State Route 235 HWY Xenia (Township of)	\$6,000.00	\$0.00	\$6,000.00	\$6,000.00	\$0.00	\$6,000.00
2018-0876	10/13/2018	111 - Building fire	1250 Stevenson RD Xenia (Township of)	\$253,941.00	\$100,000.00	\$353,941.00	\$120,000.00	\$75,000.00	\$195,000.00



INCIDENT #	DATE	TYPE	LOCATION	PRE-INCIDENT PROPERTY	PRE-INCIDENT CONTENTS	PRE-INCIDENT TOTAL	PROP. LOSS	CONT. LOSS	TOTAL
2018-1045	11/28/2018	111 - Building fire	830 Murray Hill DR Xenia (Township of)	\$77,000.00	\$30,000.00	\$107,000.00	\$2,500.00	\$0.00	\$2,500.00
2018-1054	12/01/2018	111 - Building fire	330 E Krepps RD Xenia (Township of)	\$122,000.00	\$30,000.00	\$152,000.00	\$122,000.00	\$30,000.00	\$152,000.00
2018-1054	12/01/2018	111 - Building fire	330 E Krepps RD Xenia (Township of)	\$50,000.00	\$0.00	\$50,000.00	\$7,334.00	\$0.00	\$7,334.00
2018-1054	12/01/2018	111 - Building fire	330 E Krepps RD Xenia (Township of)	\$10,000.00	\$0.00	\$10,000.00	\$10,000.00	\$0.00	\$10,000.00
2018-1054	12/01/2018	111 - Building fire	330 Krepps RD Xenia (Township of)	\$500,000.00	\$300,000.00	\$800,000.00	\$20,000.00	\$1,500.00	\$21,500.00



# Xenia Township Fire Department

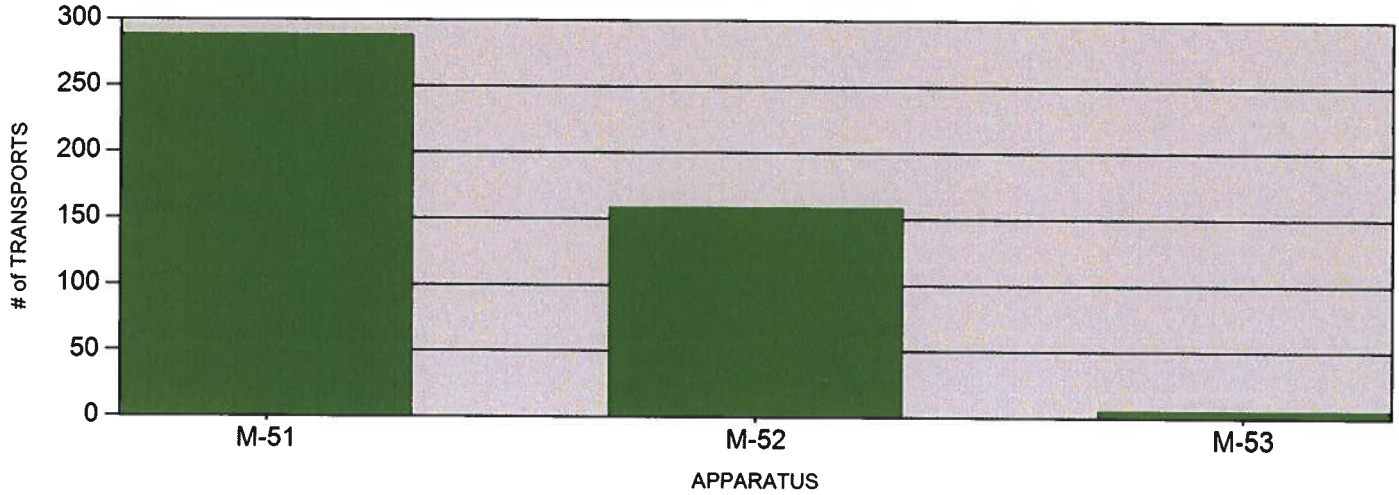
Xenia, OH

This report was generated on 3/20/2019 1:34:34 PM



## Total Transports per Apparatus for Date Range (N2-N3)

Start Date: 01/01/2018 | End Date: 12/31/2018



APPARATUS	# of TRANSPORTS
M-51	289
M-52	159
M-53	6

Only REVIEWED incidents included. This report now returns both NEMSIS 2 & 3 data as appropriate.





# Xenia Township Fire Department

Xenia, OH

This report was generated on 3/20/2019 1:34:11 PM



## Patient Transport Count per Destination for Date Range (N2-N3)

Start Date: 01/01/2018 | End Date: 12/31/2018

HOSPITAL DESTINATION	# TRANSPORTS
Clinton Memorial Hospital	2
Dayton Childrens Hospital	14
Greene Memorial Hospital	368
Jamestown Emergency Center	7
Kettering Medical Center	13
Miami Valley Care Flight	1
Miami Valley Hospital	23
Miami Valley South Hospital	10
Soin	35

Only REVIEWED incidents included. This report now returns both NEMSIS 2 & 3 data as appropriate.



# Xenia Township Fire Department

Xenia, OH

This report was generated on 3/20/2019 1:35:31 PM



## Completed Inspection and Scheduled Inspection Count by Personnel for Date Range

Start Date: 01/01/2018 | End Date: 12/31/2018

Inspector Name	Completed Inspection Count	Scheduled Inspection Count
Kelly, Justin		6
Surls, Logan		8
AID 691, Xenia Township FD, ER Support	8	
Evans, Jason		5
Leach, Ward J	20	5
Richter, Shawn	6	1
Beam, Rodney	6	1
Harper, Ed (Robert)	9	1
Miller, Brian	8	
Burrell, Jeff		1
Beegle, Gregory E	1	2
Creech, Meghan M	29	5
Hines, Kelly	22	8
Smith, Josh	3	4
<b>Total:</b>	<b>112</b>	<b>47</b>

Displays the number of completed and scheduled inspections by Assigned Inspector (Occupancy Info page) for the given Date Range.



# Xenia Township Fire Department

Xenia, OH

This report was generated on 3/20/2019 10:36:17 AM




## Mutual or Automatic Aid Given by FDID for Incident Type for Date Range

Incident Type(s): All Incident Types | Start Date: 01/01/2018 | End Date: 12/31/2018

INCIDENT NUMBER	INCIDENT DATE	LOCATION	AID TYPE	INCIDENT TYPE
<b>FDID: 12004</b>				
2018-0232	03/15/2018	50 E Jackson RD	Automatic aid given	111 - Building fire
Count of Calls for FDID 12004: 1				
<b>FDID: 29011</b>				
2018-0828	10/02/2018	W Hyde RD	Mutual aid given	322 - Motor vehicle accident with injuries
2018-0452	05/27/2018	Baker RD	Automatic aid given	611 - Dispatched & cancelled en route
2018-0481	06/09/2018	501 Yellow Springs Fairfield RD	Mutual aid given	611 - Dispatched & cancelled en route
Count of Calls for FDID 29011: 3				
<b>FDID: 29013</b>				
2018-1017	11/21/2018	4710 Cherry Grove RD	Automatic aid given	111 - Building fire
2018-1144	12/31/2018	3680 N Lake Shore DR	Automatic aid given	111 - Building fire
Count of Calls for FDID 29013: 2				
<b>FDID: 29021</b>				
2018-0015	01/05/2018	164 Office Park DR	Mutual aid given	111 - Building fire
2018-0030	01/09/2018	564 W Richard DR	Automatic aid given	111 - Building fire
2018-0143	02/16/2018	947 Cincinnati AVE	Automatic aid given	111 - Building fire
2018-0193	03/06/2018	1165 Fredrick DR	Automatic aid given	111 - Building fire
2018-0242	03/19/2018	1228 Glen Kegley DR	Automatic aid given	111 - Building fire
2018-0260	03/27/2018	300 Xenia Towne SQ	Automatic aid given	111 - Building fire
2018-0405	05/11/2018	1334 N Detroit ST	Automatic aid given	111 - Building fire



2018-0508	06/19/2018	879 Chestnut ST	Automatic aid given	111 - Building fire
2018-0613	07/23/2018	1427 Omard DR	Automatic aid given	111 - Building fire
2018-0635	07/31/2018	819 Tremont RD	Automatic aid given	111 - Building fire
2018-0743	09/04/2018	1568 Seneca DR	Automatic aid given	111 - Building fire
2018-0835	10/04/2018	851 Bellbrook AVE	Automatic aid given	111 - Building fire
2018-0866	10/12/2018	347 Dayton AVE	Automatic aid given	111 - Building fire
2018-0890	10/18/2018	153 Kansas DR	Automatic aid given	111 - Building fire
2018-0897	10/19/2018	400 S Detroit ST	Automatic aid given	111 - Building fire
2018-0914	10/24/2018	20 Weaver ST	Automatic aid given	111 - Building fire
2018-1006	11/15/2018	832 Lexington AVE	Automatic aid given	111 - Building fire
2018-0449	05/24/2018	649 State Route 380 HWY	Mutual aid given	151 - Outside rubbish, trash or waste fire
2018-0035	01/10/2018	1400 Brush Row RD	Automatic aid given	321 - EMS call, excluding vehicle accident with injury
2018-0066	01/19/2018	1744 N Detroit ST	Automatic aid given	321 - EMS call, excluding vehicle accident with injury
2018-0088	01/26/2018	1400 Brush Row RD	Automatic aid given	321 - EMS call, excluding vehicle accident with injury
2018-0091	01/27/2018	1631 Greene Lake DR	Automatic aid given	321 - EMS call, excluding vehicle accident with injury
2018-0097	01/28/2018	2762 Greystoke DR	Automatic aid given	321 - EMS call, excluding vehicle accident with injury
2018-0103	01/29/2018	282 Xenia Towne SQ	Mutual aid given	321 - EMS call, excluding vehicle accident with injury
2018-0110	01/31/2018	989 Dayton AVE	Mutual aid given	321 - EMS call, excluding vehicle accident with injury
2018-0123	02/08/2018	891 E Main ST	Mutual aid given	321 - EMS call, excluding vehicle accident with injury
2018-0135	02/13/2018	1401 June DR	Automatic aid given	321 - EMS call, excluding vehicle accident with injury
2018-0233	03/15/2018	352 Placid CT	Automatic aid given	321 - EMS call, excluding vehicle accident with injury
2018-0239	03/19/2018	303 Kinsey RD	Mutual aid given	321 - EMS call, excluding vehicle accident with injury
2018-0249	03/23/2018	282 Xenia Towne SQ	Automatic aid given	321 - EMS call, excluding vehicle accident with injury
2018-0262	03/27/2018	777 Colorado DR	Automatic aid given	321 - EMS call, excluding vehicle accident with injury
2018-0289	04/07/2018	1620 West Park SQ	Mutual aid given	321 - EMS call, excluding vehicle accident with injury
2018-0308	04/14/2018	1400 Brush Row RD	Mutual aid given	321 - EMS call, excluding vehicle accident with injury







2018-0315	04/18/2018	1349 Kylemore DR	Mutual aid given	321 - EMS call, excluding vehicle accident with injury
2018-0322	04/20/2018	341 Stelton RD	Automatic aid given	321 - EMS call, excluding vehicle accident with injury
2018-0337	04/26/2018	1487 Pavey PL	Automatic aid given	321 - EMS call, excluding vehicle accident with injury
2018-0356	04/30/2018	596 Nevada DR	Automatic aid given	321 - EMS call, excluding vehicle accident with injury
2018-0360	05/01/2018	833 Lexington AVE	Automatic aid given	321 - EMS call, excluding vehicle accident with injury
2018-0389	05/08/2018	873 E Second ST	Automatic aid given	321 - EMS call, excluding vehicle accident with injury
2018-0407	05/11/2018	588 Wisconsin DR	Mutual aid given	321 - EMS call, excluding vehicle accident with injury
2018-0411	05/13/2018	1080 E Main ST	Automatic aid given	321 - EMS call, excluding vehicle accident with injury
2018-0435	05/20/2018	1893 Pueblo DR	Mutual aid given	321 - EMS call, excluding vehicle accident with injury
2018-0470	06/04/2018	100 S Galloway ST	Automatic aid given	321 - EMS call, excluding vehicle accident with injury
2018-0507	06/18/2018	311 Center ST	Automatic aid given	321 - EMS call, excluding vehicle accident with injury
2018-0540	06/28/2018	46 Lake ST	Mutual aid given	321 - EMS call, excluding vehicle accident with injury
2018-0548	07/01/2018	1647 Greene Lake DR	Automatic aid given	321 - EMS call, excluding vehicle accident with injury
2018-0564	07/06/2018	1073 S Monroe ST	Automatic aid given	321 - EMS call, excluding vehicle accident with injury
2018-0580	07/11/2018	145 Prugh AVE	Automatic aid given	321 - EMS call, excluding vehicle accident with injury
2018-0600	07/17/2018	2459 Wyoming DR	Automatic aid given	321 - EMS call, excluding vehicle accident with injury
2018-0605	07/20/2018	2831 Wyoming DR	Automatic aid given	321 - EMS call, excluding vehicle accident with injury
2018-0622	07/26/2018	663 Mount Vernon DR	Automatic aid given	321 - EMS call, excluding vehicle accident with injury
2018-0624	07/27/2018	44 Ledbetter RD	Mutual aid given	321 - EMS call, excluding vehicle accident with injury
2018-0644	08/03/2018	943 Wright AVE	Mutual aid given	321 - EMS call, excluding vehicle accident with injury
2018-0671	08/12/2018	1311 Peacepipe TRL	Automatic aid given	321 - EMS call, excluding vehicle accident with injury
2018-0677	08/14/2018	380 Bellbrook AVE	Automatic aid given	321 - EMS call, excluding vehicle accident with injury
2018-0746	09/04/2018	1420 N Monroe DR	Mutual aid given	321 - EMS call, excluding vehicle accident with injury
2018-0789	09/21/2018	1400 Brush Row RD	Mutual aid given	321 - EMS call, excluding vehicle accident with injury
2018-0821	09/30/2018	73 High ST	Automatic aid given	321 - EMS call, excluding vehicle accident with injury
2018-0858	10/09/2018	N Detroit ST	Automatic aid given	321 - EMS call, excluding vehicle accident with injury



2018-0935	10/30/2018	238 N Columbus ST	Mutual aid given	321 - EMS call, excluding vehicle accident with injury
2018-0967	11/07/2018	1301 N Monroe DR	Automatic aid given	321 - EMS call, excluding vehicle accident with injury
2018-1034	11/25/2018	119 W Second ST	Automatic aid given	321 - EMS call, excluding vehicle accident with injury
2018-1083	12/11/2018	50 N Progress DR	Automatic aid given	321 - EMS call, excluding vehicle accident with injury
2018-1104	12/18/2018	1873 Connecticut DR	Mutual aid given	321 - EMS call, excluding vehicle accident with injury
2018-1113	12/21/2018	60 Paceline CIR	Mutual aid given	321 - EMS call, excluding vehicle accident with injury
2018-1132	12/27/2018	249 Kinsey RD	Automatic aid given	321 - EMS call, excluding vehicle accident with injury
2018-0026	01/08/2018	Fairgrounds RD	Mutual aid given	322 - Motor vehicle accident with injuries
2018-0379	05/06/2018	W Main ST	Automatic aid given	322 - Motor vehicle accident with injuries
2018-0471	06/04/2018	887 N Columbus AVE	Automatic aid given	322 - Motor vehicle accident with injuries
2018-0210	03/08/2018	E US 42 HWY	Automatic aid given	324 - Motor vehicle accident with no injuries.
2018-0996	11/14/2018	S Detroit ST	Automatic aid given	324 - Motor vehicle accident with no injuries.
2018-1042	11/28/2018	W US 35 HWY	Automatic aid given	324 - Motor vehicle accident with no injuries.
2018-0152	02/18/2018	60 Paceline CIR	Automatic aid given	445 - Arcing, shorted electrical equipment
2018-0771	09/15/2018	1400 Brush Row RD	Automatic aid given	445 - Arcing, shorted electrical equipment
2018-1092	12/13/2018	943 McDowell ST	Automatic aid given	600 - Good intent call, other
2018-0033	01/10/2018	1892 Nebraska DR	Automatic aid given	611 - Dispatched & cancelled en route
2018-0034	01/10/2018	1397 Iroquois DR	Automatic aid given	611 - Dispatched & cancelled en route
2018-0052	01/15/2018	685 Colorado DR	Automatic aid given	611 - Dispatched & cancelled en route
2018-0057	01/16/2018	223 Orchard ST	Automatic aid given	611 - Dispatched & cancelled en route
2018-0058	01/17/2018	1078 Massachusetts DR	Automatic aid given	611 - Dispatched & cancelled en route
2018-0064	01/19/2018	1419 Vilma WAY	Mutual aid given	611 - Dispatched & cancelled en route
2018-0065	01/19/2018	223 S West ST	Mutual aid given	611 - Dispatched & cancelled en route
2018-0072	01/20/2018	487 Cottage Grove AVE	Automatic aid given	611 - Dispatched & cancelled en route
2018-0087	01/26/2018	1700 W Park SQ	Automatic aid given	611 - Dispatched & cancelled en route
2018-0089	01/26/2018	920 N Detroit ST	Automatic aid given	611 - Dispatched & cancelled en route



2018-0090	01/27/2018	757 W Second ST	Automatic aid given	611 - Dispatched & cancelled en route
2018-0093	01/27/2018	1400 Deer Creek DR	Automatic aid given	611 - Dispatched & cancelled en route
2018-0098	01/28/2018	282 Xenia Towne SQ	Mutual aid given	611 - Dispatched & cancelled en route
2018-0102	01/29/2018	15 Greene ST	Mutual aid given	611 - Dispatched & cancelled en route
2018-0125	02/08/2018	406 Ridgebury DR	Automatic aid given	611 - Dispatched & cancelled en route
2018-0158	02/20/2018	1624 Gayhart ST	Automatic aid given	611 - Dispatched & cancelled en route
2018-0159	02/20/2018	Upper Bellbrook RD	Mutual aid given	611 - Dispatched & cancelled en route
2018-0164	02/23/2018	231 W Main ST	Automatic aid given	611 - Dispatched & cancelled en route
2018-0176	02/26/2018	913 Stewart AVE	Automatic aid given	611 - Dispatched & cancelled en route
2018-0177	02/27/2018	60 Paceline CIR	Automatic aid given	611 - Dispatched & cancelled en route
2018-0179	02/28/2018	1388 Massachusetts DR	Automatic aid given	611 - Dispatched & cancelled en route
2018-0254	03/26/2018	1301 N Monroe DR	Automatic aid given	611 - Dispatched & cancelled en route
2018-0261	03/27/2018	577 Colorado DR	Automatic aid given	611 - Dispatched & cancelled en route
2018-0267	03/29/2018	724 Trumbull ST	Automatic aid given	611 - Dispatched & cancelled en route
2018-0305	04/12/2018	644 Moon DR	Automatic aid given	611 - Dispatched & cancelled en route
2018-0317	04/18/2018	917 Lousie DR	Mutual aid given	611 - Dispatched & cancelled en route
2018-0320	04/20/2018	E Second ST	Automatic aid given	611 - Dispatched & cancelled en route
2018-0321	04/20/2018	Washington ST	Automatic aid given	611 - Dispatched & cancelled en route
2018-0327	04/21/2018	S Detroit ST	Automatic aid given	611 - Dispatched & cancelled en route
2018-0338	04/26/2018	687 N Detroit ST	Automatic aid given	611 - Dispatched & cancelled en route
2018-0354	04/29/2018	1480 Greene Lake DR	Automatic aid given	611 - Dispatched & cancelled en route
2018-0368	05/02/2018	W Second ST	Automatic aid given	611 - Dispatched & cancelled en route
2018-0369	05/02/2018	38 South Allison AVE	Automatic aid given	611 - Dispatched & cancelled en route
2018-0396	05/09/2018	1400 Deercreek DR	Automatic aid given	611 - Dispatched & cancelled en route
2018-0408	05/11/2018	543 Newport RD	Automatic aid given	611 - Dispatched & cancelled en route
2018-0418	05/15/2018	76 E Market ST	Automatic aid given	611 - Dispatched & cancelled en route



2018-0422	05/17/2018	238 S Collier ST	Automatic aid given	611 - Dispatched & cancelled en route
2018-0485	06/10/2018	Taylor ST	Automatic aid given	611 - Dispatched & cancelled en route
2018-0506	06/18/2018	1080 E Main ST	Automatic aid given	611 - Dispatched & cancelled en route
2018-0509	06/19/2018	492 E Church ST	Automatic aid given	611 - Dispatched & cancelled en route
2018-0510	06/19/2018	879 Chestnut ST	Automatic aid given	611 - Dispatched & cancelled en route
2018-0519	06/21/2018	2025 Bellbrook AVE	Automatic aid given	611 - Dispatched & cancelled en route
2018-0525	06/22/2018	38 S Allison AVE	Automatic aid given	611 - Dispatched & cancelled en route
2018-0527	06/23/2018	520 Brandywine DR	Automatic aid given	611 - Dispatched & cancelled en route
2018-0533	06/25/2018	Ankney Mill RD	Automatic aid given	611 - Dispatched & cancelled en route
2018-0534	06/25/2018	313 Stelton RD	Automatic aid given	611 - Dispatched & cancelled en route
2018-0547	06/30/2018	241 Taylor ST	Automatic aid given	611 - Dispatched & cancelled en route
2018-0549	07/01/2018	1318 Raybell DR	Automatic aid given	611 - Dispatched & cancelled en route
2018-0557	07/05/2018	119 W Second ST	Automatic aid given	611 - Dispatched & cancelled en route
2018-0558	07/05/2018	1430 Lavelle DR	Automatic aid given	611 - Dispatched & cancelled en route
2018-0578	07/11/2018	1512 Pavey PL	Automatic aid given	611 - Dispatched & cancelled en route
2018-0579	07/11/2018	101 S Orange ST	Automatic aid given	611 - Dispatched & cancelled en route
2018-0621	07/26/2018	S Detroit ST	Automatic aid given	611 - Dispatched & cancelled en route
2018-0630	07/29/2018	1664 O'Toole DR	Automatic aid given	611 - Dispatched & cancelled en route
2018-0658	08/06/2018	2100 Greene Way BLVD	Automatic aid given	611 - Dispatched & cancelled en route
2018-0672	08/12/2018	119 W Second ST	Automatic aid given	611 - Dispatched & cancelled en route
2018-0692	08/18/2018	1400 Brush Row RD	Automatic aid given	611 - Dispatched & cancelled en route
2018-0695	08/19/2018	258 Center ST	Automatic aid given	611 - Dispatched & cancelled en route
2018-0708	08/23/2018	399 Bedford AVE	Automatic aid given	611 - Dispatched & cancelled en route
2018-0722	08/28/2018	1369 Colorado DR	Automatic aid given	611 - Dispatched & cancelled en route
2018-0753	09/07/2018	1508 Green Lake DR	Automatic aid given	611 - Dispatched & cancelled en route
2018-0754	09/07/2018	450 S Monroe ST	Automatic aid given	611 - Dispatched & cancelled en route





2018-0759	09/09/2018	Colorado DR	Automatic aid given	611 - Dispatched & cancelled en route
2018-0772	09/15/2018	130 Rogers ST	Automatic aid given	611 - Dispatched & cancelled en route
2018-0779	09/18/2018	117 E Third ST	Automatic aid given	611 - Dispatched & cancelled en route
2018-0804	09/27/2018	588 Wisconsin DR	Automatic aid given	611 - Dispatched & cancelled en route
2018-0809	09/28/2018	366 Washington ST	Automatic aid given	611 - Dispatched & cancelled en route
2018-0816	09/29/2018	601 Ledbetter RD	Automatic aid given	611 - Dispatched & cancelled en route
2018-0839	10/04/2018	1632 Commonwealth DR	Automatic aid given	611 - Dispatched & cancelled en route
2018-0844	10/06/2018	323 Bedford AVE	Automatic aid given	611 - Dispatched & cancelled en route
2018-0845	10/06/2018	1458 Reid AVE	Automatic aid given	611 - Dispatched & cancelled en route
2018-0846	10/06/2018	2224 High Wheel DR	Automatic aid given	611 - Dispatched & cancelled en route
2018-0868	10/13/2018	1400 Brush Row RD	Automatic aid given	611 - Dispatched & cancelled en route
2018-0886	10/16/2018	126 Wilson DR	Automatic aid given	611 - Dispatched & cancelled en route
2018-0899	10/20/2018	35 Maple ST	Automatic aid given	611 - Dispatched & cancelled en route
2018-0908	10/22/2018	1400 Brush Row RD	Mutual aid given	611 - Dispatched & cancelled en route
2018-0936	10/30/2018	2471 Wyoming DR	Automatic aid given	611 - Dispatched & cancelled en route
2018-0939	10/31/2018	1487 Sioux DR	Automatic aid given	611 - Dispatched & cancelled en route
2018-0966	11/07/2018	385 E Church ST	Automatic aid given	611 - Dispatched & cancelled en route
2018-0974	11/09/2018	1431 Texas DR	Automatic aid given	611 - Dispatched & cancelled en route
2018-0975	11/09/2018	1306 Pin Oak CIR	Automatic aid given	611 - Dispatched & cancelled en route
2018-0977	11/09/2018	1638 Sioux DR	Automatic aid given	611 - Dispatched & cancelled en route
2018-0981	11/09/2018	382 Layne DR	Automatic aid given	611 - Dispatched & cancelled en route
2018-0991	11/12/2018	119 W Second ST	Automatic aid given	611 - Dispatched & cancelled en route
2018-0999	11/15/2018	1528 Ottawa DR	Automatic aid given	611 - Dispatched & cancelled en route
2018-1005	11/15/2018	2796 N Barnhill PL	Automatic aid given	611 - Dispatched & cancelled en route
2018-1025	11/23/2018	326 Ridgebury DR	Automatic aid given	611 - Dispatched & cancelled en route
2018-1043	11/28/2018	550 W Main ST	Automatic aid given	611 - Dispatched & cancelled en route



2018-1053	11/30/2018	874 Trumbull ST	Automatic aid given	611 - Dispatched & cancelled en route
2018-1073	12/07/2018	107 E Main ST	Automatic aid given	611 - Dispatched & cancelled en route
2018-1084	12/11/2018	W Main ST	Automatic aid given	611 - Dispatched & cancelled en route
2018-1090	12/13/2018	860 N Detroit ST	Automatic aid given	611 - Dispatched & cancelled en route
2018-1108	12/19/2018	270 Mount Vernon DR	Automatic aid given	611 - Dispatched & cancelled en route
2018-1127	12/25/2018	342 Pocahontas ST	Automatic aid given	611 - Dispatched & cancelled en route
2018-0044	01/12/2018	643 Rising Hills DR	Automatic aid given	651 - Smoke scare, odor of smoke
2018-0780	09/19/2018	825 Bellbrook AVE	Automatic aid given	733 - Smoke detector activation due to malfunction
2018-0469	06/04/2018	1400 Brush Row RD	Automatic aid given	744 - Detector activation, no fire - unintentional
Count of Calls for FDID 29021: 172				
<b>FDID: 29023</b>				
2018-0346	04/28/2018	230 N Stafford ST	Automatic aid given	111 - Building fire
2018-0350	04/28/2018	251 E Dayton Yellow Springs RD	Automatic aid given	111 - Building fire
2018-0518	06/21/2018	518 Golden Willow DR	Automatic aid given	111 - Building fire
2018-0522	06/22/2018	518 Golden Meadow CT	Automatic aid given	111 - Building fire
2018-0565	07/06/2018	530 King ST	Automatic aid given	111 - Building fire
2018-0710	08/24/2018	1436 Glen View DR	Automatic aid given	111 - Building fire
2018-0887	10/16/2018	215 Xenia AVE	Automatic aid given	111 - Building fire
2018-1109	12/19/2018	833 Xenia AVE	Automatic aid given	111 - Building fire
2018-1047	11/29/2018	1761 Southview DR	Automatic aid given	114 - Chimney or flue fire, confined to chimney or flue
2018-0008	01/03/2018	614 Omar CIR	Mutual aid given	321 - EMS call, excluding vehicle accident with injury
2018-0037	01/10/2018	680 W Limestone ST	Mutual aid given	321 - EMS call, excluding vehicle accident with injury
2018-0186	03/03/2018	420 E Enon RD	Mutual aid given	321 - EMS call, excluding vehicle accident with injury
2018-0380	05/06/2018	3997 E Enon RD	Mutual aid given	321 - EMS call, excluding vehicle accident with injury
2018-0649	08/04/2018	242 Xenia AVE	Mutual aid given	321 - EMS call, excluding vehicle accident with injury
2018-0776	09/16/2018	12 Lawson PL	Mutual aid given	321 - EMS call, excluding vehicle accident with injury



2018-0933	10/29/2018	180 E Herman ST	Mutual aid given	321 - EMS call, excluding vehicle accident with injury
2018-0959	11/04/2018	12 Lawson PL	Mutual aid given	321 - EMS call, excluding vehicle accident with injury
2018-1095	12/14/2018	777 E Hyde RD	Mutual aid given	321 - EMS call, excluding vehicle accident with injury
2018-0399	05/11/2018	5 E Hyde RD	Mutual aid given	322 - Motor vehicle accident with injuries
2018-0031	01/09/2018	2331 State Route 343 HWY	Mutual aid given	360 - Water & ice-related rescue, other
2018-0313	04/17/2018	321 N Water ST	Automatic aid given	442 - Overheated motor
2018-0077	01/22/2018	191 W Clark ST	Automatic aid given	611 - Dispatched & cancelled en route
2018-0351	04/29/2018	251 E Dayton Yellow Springs RD	Automatic aid given	611 - Dispatched & cancelled en route
2018-0381	05/06/2018	1112 Xenia AVE	Automatic aid given	611 - Dispatched & cancelled en route
2018-0742	09/04/2018	1436 Glen View DR	Automatic aid given	611 - Dispatched & cancelled en route
Count of Calls for FDID 29023: 25				
<b>FDID: 29103</b>				
2018-0122	02/07/2018	1760 Upper Bellbrook RD	Automatic aid given	111 - Building fire
2018-0190	03/05/2018	E US 35 HWY	Mutual aid given	143 - Grass fire
2018-0316	04/18/2018	2952 Persimmon DR	Automatic aid given	321 - EMS call, excluding vehicle accident with injury
2018-0459	05/29/2018	W US 35 HWY	Automatic aid given	324 - Motor vehicle accident with no injuries.
2018-0659	08/07/2018	2818 Ridgeview CT	Automatic aid given	611 - Dispatched & cancelled en route
Count of Calls for FDID 29103: 5				
<b>FDID: 29107</b>				
2018-0633	07/30/2018	112 Fairground RD	Mutual aid given	321 - EMS call, excluding vehicle accident with injury
2018-0733	08/31/2018	161 S Main ST	Automatic aid given	611 - Dispatched & cancelled en route
2018-1123	12/23/2018	2150 Tarbox Cemetary RD	Automatic aid given	611 - Dispatched & cancelled en route
2018-1135	12/27/2018	2380 Conley RD	Automatic aid given	611 - Dispatched & cancelled en route
Count of Calls for FDID 29107: 4				



**FDID: 29109**

2018-0425	05/18/2018	Hussey RD	Mutual aid given	322 - Motor vehicle accident with injuries
2018-0071	01/20/2018	Hussey RD	Mutual aid given	324 - Motor vehicle accident with no injuries.
2018-0178	02/27/2018	347 Smith RD	Mutual aid given	611 - Dispatched & cancelled en route
2018-0604	07/20/2018	4155 Hussey RD	Mutual aid given	611 - Dispatched & cancelled en route
2018-1065	12/05/2018	4179 Jasper RD	Automatic aid given	611 - Dispatched & cancelled en route

Count of Calls for FDID 29109: 5

**FDID: 29113**

2018-0004	01/02/2018	1150 Gultice RD	Automatic aid given	111 - Building fire
2018-0482	06/09/2018	125 N Stringtown RD	Automatic aid given	111 - Building fire
2018-0931	10/28/2018	4105 Beach TRL	Automatic aid given	114 - Chimney or flue fire, confined to chimney or flue
2018-0997	11/14/2018	W US 35 HWY	Mutual aid given	322 - Motor vehicle accident with injuries
2018-1089	12/12/2018	1043 Huron TRL	Mutual aid given	360 - Water & ice-related rescue, other
2018-0474	06/05/2018	2808 Jasper RD	Mutual aid given	611 - Dispatched & cancelled en route
2018-0573	07/07/2018	763 Pontiac TRL	Automatic aid given	611 - Dispatched & cancelled en route

Count of Calls for FDID 29113: 7

**FDID: 29119**

2018-0556	07/04/2018	3003 Cornstalk RD	Mutual aid given	111 - Building fire
2018-0312	04/17/2018	1498 W Spring Valley Paintersville RD	Automatic aid given	113 - Cooking fire, confined to container
2018-0269	03/31/2018	940 W Spring Valley Paintersville RD	Mutual aid given	321 - EMS call, excluding vehicle accident with injury
2018-0271	03/31/2018	1616 W Spring Valley Paintersville RD	Mutual aid given	321 - EMS call, excluding vehicle accident with injury
2018-0295	04/10/2018	2310 Elam RD	Mutual aid given	321 - EMS call, excluding vehicle accident with injury
2018-0550	07/01/2018	3697 State Route 380 HWY	Mutual aid given	321 - EMS call, excluding vehicle accident with injury
2018-0618	07/24/2018	940 W Spring Valley Paintersville RD	Mutual aid given	321 - EMS call, excluding vehicle accident with injury
2018-0875	10/13/2018	2323 S US 42 HWY	Mutual aid given	321 - EMS call, excluding vehicle accident with injury







2018-0016	01/05/2018	W Krepps RD	Mutual aid given	322 - Motor vehicle accident with injuries
2018-0095	01/28/2018	2829 Centerville RD	Mutual aid given	322 - Motor vehicle accident with injuries
2018-0141	02/15/2018	365 Sutton RD	Automatic aid given	322 - Motor vehicle accident with injuries
2018-0172	02/26/2018	S US 42 HWY	Mutual aid given	322 - Motor vehicle accident with injuries
2018-0581	07/11/2018	2717 Centerville RD	Mutual aid given	322 - Motor vehicle accident with injuries
2018-0684	08/16/2018	W Krepps RD	Mutual aid given	322 - Motor vehicle accident with injuries
2018-0777	09/17/2018	S US 42 HWY	Mutual aid given	322 - Motor vehicle accident with injuries
2018-0989	11/11/2018	Roxanna New Burlington RD	Automatic aid given	322 - Motor vehicle accident with injuries
2018-0895	10/19/2018	W Spring Valley Paintersville RD	Mutual aid given	324 - Motor vehicle accident with no injuries.
2018-0653	08/05/2018	3821 Cornstalk RD	Mutual aid given	542 - Animal rescue
2018-0457	05/28/2018	S US 42 HWY	Mutual aid given	611 - Dispatched & cancelled en route
2018-0483	06/09/2018	3928 S US 42 HWY	Mutual aid given	611 - Dispatched & cancelled en route
2018-0592	07/16/2018	1498 W Spring Valley Paintersville RD	Mutual aid given	611 - Dispatched & cancelled en route
2018-0812	09/28/2018	1963 Roxanna New Burlington RD	Automatic aid given	611 - Dispatched & cancelled en route
2018-0849	10/06/2018	1856 State Route 380 HWY	Automatic aid given	611 - Dispatched & cancelled en route
2018-0971	11/08/2018	1700 Washington Mill RD	Automatic aid given	611 - Dispatched & cancelled en route
2018-1026	11/23/2018	1001 Van Eaton RD	Automatic aid given	611 - Dispatched & cancelled en route
2018-1046	11/29/2018	1498 W Spring Valley Paintersville RD	Mutual aid given	611 - Dispatched & cancelled en route
Count of Calls for FDID 29119: 26				
<b>FDID: 29121</b>				
2018-0842	10/05/2018	3875 Upper Bellbrook RD	Automatic aid given	611 - Dispatched & cancelled en route
Count of Calls for FDID 29121: 1				



**FDID: 29124**

2018-0419	05/15/2018	2754 Graf Mill RD	Mutual aid given	611 - Dispatched & cancelled en route
2018-0571	07/07/2018	1776 River Ridge DR	Automatic aid given	611 - Dispatched & cancelled en route
2018-0559	07/05/2018	2230 Stewart RD	Automatic aid given	745 - Alarm system activation, no fire - unintentional

Count of Calls for FDID 29124: 3

**FDID: 83121**

2018-0627	07/28/2018	4817 N Waynesville RD	Mutual aid given	111 - Building fire
-----------	------------	-----------------------	------------------	---------------------

Count of Calls for FDID 83121: 1





# Xenia Township Fire Department

Xenia, OH

This report was generated on 3/20/2019 1:36:53 PM

## Mutual or Automatic Aid Received for Date Range

Start Date: 01/01/2018 | End Date: 12/31/2018

INCIDENT NUMBER	INCIDENT DATE	LOCATION	AID TYPE	AGENCY FDID - AGENCY NAME
2018-0001	1/1/2018 1:05:00 AM	3300 Paintersville Port William RD	Mutual aid received	
2018-0001	1/1/2018 1:05:00 AM	3300 Paintersville Port William RD	Mutual aid received	
2018-0041	1/12/2018 3:38:00 PM	1230 Wilberforce Clifton RD	Mutual aid received	
2018-0063	1/19/2018 4:33:00 AM	1055 N Bickett RD	Automatic aid received	
2018-0069	1/19/2018 7:38:00 PM	555 Wilson DR	Automatic aid received	
2018-0081	1/24/2018 12:53:00 PM	994 S US 68 HWY	Mutual aid received	
2018-0085	1/26/2018 10:59:00 AM	2821 N US 68 HWY	Mutual aid received	
2018-0094	1/28/2018 5:26:00 AM	W US 35 HWY	Mutual aid received	
2018-0117	2/5/2018 3:08:00 PM	831 Jasper RD	Mutual aid received	
2018-0124	2/8/2018 7:21:00 PM	1551 Stone RD	Mutual aid received	
2018-0137	2/13/2018 5:33:00 PM	W US 35 HWY	Mutual aid received	
2018-0139	2/14/2018 1:26:00 PM	1058 Old Springfield PIKE	Mutual aid received	
2018-0145	2/16/2018 10:58:00 AM	2493 Hussey RD	Mutual aid received	
2018-0147	2/16/2018 6:42:00 PM	449 Clifton RD	Mutual aid received	
2018-0150	2/17/2018 2:20:00 PM	733 Ford RD	Mutual aid received	
2018-0151	2/17/2018 8:48:00 PM	2504 Henville RD	Automatic aid received	
2018-0162	2/22/2018 7:28:00 PM	750 Bell RD	Automatic aid received	
2018-0167	2/24/2018 8:10:00 PM	583 Birch RD	Automatic aid received	
2018-0170	2/25/2018 3:02:00 PM	709 Rising Hill DR	Mutual aid received	
2018-0171	2/25/2018 6:21:00 PM	S US 42 HWY	Mutual aid received	
2018-0202	3/7/2018 10:21:00 PM	3494 Eleazer RD	Automatic aid received	
2018-0207	3/8/2018 6:12:00 AM	1455 Brush Row RD	Mutual aid received	
2018-0208	3/8/2018 6:22:00 AM	W US 35 HWY	Mutual aid received	
2018-0209	3/8/2018 6:36:00 AM	S US 42 HWY	Mutual aid received	
2018-0217	3/10/2018 8:12:00 PM	E US 42 HWY	Mutual aid received	
2018-0220	3/10/2018 10:57:00 PM	3530 Old Winchester TRL	Automatic aid received	
2018-0237	3/18/2018 5:58:00 PM	1934 Needmore RD	Mutual aid received	

Only REVIEWED incidents included



**EMERGENCY REPORTING**  
emergencyreporting.com

Doc Id: 344

Page # 1 of 4



INCIDENT NUMBER	INCIDENT DATE	LOCATION	AID TYPE	AGENCY FDID - AGENCY NAME
2018-0238	3/18/2018 6:31:00 PM	1356 Old Springfield PIKE	Mutual aid received	
2018-0255	3/26/2018 2:17:00 PM	877 Nash RD	Mutual aid received	
2018-0256	3/26/2018 4:09:00 PM	1400 Hickman RD	Mutual aid received	
2018-0270	3/31/2018 9:22:00 AM	1055 N Bickett RD	Automatic aid received	
2018-0283	4/4/2018 1:34:00 PM	2222 N US 68 HWY	Mutual aid received	
2018-0294	4/9/2018 10:19:00 PM	340 Winding TRL	Automatic aid received	
2018-0311	4/17/2018 7:17:00 AM	Fairground RD	Mutual aid received	
2018-0318	4/19/2018 7:10:00 PM	880 S US 68 HWY	Automatic aid received	
2018-0366	5/2/2018 1:00:00 PM	920 Amlin DR	Mutual aid received	
2018-0367	5/2/2018 1:02:00 PM	1055 N Bickett RD	Automatic aid received	
2018-0376	5/5/2018 3:56:00 PM	1395 S US 42 HWY	Mutual aid received	
2018-0393	5/8/2018 10:56:00 PM	1093 Nash RD	Mutual aid received	
2018-0401	5/11/2018 10:57:00 AM	1409 Hickman RD	Mutual aid received	
2018-0404	5/11/2018 2:33:00 PM	2804 W Enon RD	Mutual aid received	
2018-0412	5/14/2018 12:19:00 AM	3015 Bone RD	Mutual aid received	
2018-0413	5/14/2018 12:53:00 AM	550 S US 68 HWY	Mutual aid received	
2018-0414	5/14/2018 1:17:00 AM	W US 35 HWY	Mutual aid received	
2018-0472	6/4/2018 9:27:00 PM	2695 State Route 235 HWY	Mutual aid received	
2018-0480	6/9/2018 3:01:00 PM	1097 Smith RD	Mutual aid received	
2018-0488	6/10/2018 4:06:00 PM	887 Stover DR	Automatic aid received	
2018-0489	6/10/2018 5:45:00 PM	1069 Shirley DR	Automatic aid received	
2018-0495	6/14/2018 2:13:00 PM	1086 Hillcrest DR	Mutual aid received	
2018-0499	6/15/2018 7:32:00 PM	750 Hook RD	Automatic aid received	
2018-0503	6/17/2018 4:55:00 PM	S US 68 HWY	Mutual aid received	
2018-0517	6/21/2018 1:04:00 PM	W US 35 HWY	Mutual aid received	
2018-0535	6/27/2018 4:59:00 AM	W US 35 HWY	Mutual aid received	
2018-0538	6/27/2018 9:54:00 PM	US 35 Bypass HWY	Mutual aid received	
2018-0541	6/28/2018 5:34:00 PM	778 Union RD	Mutual aid received	
2018-0568	7/6/2018 5:42:41 PM	E Old US 35 HWY	Mutual aid received	
2018-0586	7/14/2018 7:52:00 AM	2025 Wilberforce Clifton RD	Automatic aid received	
2018-0587	7/14/2018 8:53:00 AM	S US 42 HWY	Mutual aid received	
2018-0607	7/20/2018 9:31:00 PM	2358 E Old US 35 HWY	Mutual aid received	
2018-0617	7/24/2018 5:35:00 PM	1827 Smith RD	Automatic aid received	

Only REVIEWED incidents included





INCIDENT NUMBER	INCIDENT DATE	LOCATION	AID TYPE	AGENCY FDID - AGENCY NAME
2018-0631	7/29/2018 8:14:00 PM	1068 Hedges RD	Mutual aid received	
2018-0636	7/31/2018 3:14:00 PM	1055 N Bickett RD	Mutual aid received	
2018-0656	8/6/2018 3:47:00 PM	3319 Paintersville Port William RD	Mutual aid received	
2018-0662	8/9/2018 7:18:00 AM	1568 Jasper RD	Mutual aid received	
2018-0663	8/9/2018 4:54:00 PM	State Route 235 HWY	Mutual aid received	
2018-0687	8/17/2018 11:58:00 AM	Dayton-Xenia RD	Automatic aid received	
2018-0723	8/28/2018 12:09:00 PM	188 Robert LN	Mutual aid received	
2018-0726	8/29/2018 12:12:00 PM	W US 35 HWY	Mutual aid received	
2018-0734	8/31/2018 1:12:00 PM	1934 Hussey RD	Mutual aid received	
2018-0738	9/2/2018 7:11:00 PM	892 Hook RD	Mutual aid received	
2018-0745	9/4/2018 3:08:00 PM	768 S US 68 HWY	Mutual aid received	
2018-0750	9/6/2018 11:31:00 AM	840 Jasper RD	Mutual aid received	
2018-0784	9/20/2018 9:41:00 PM	1055 N Bickett RD	Mutual aid received	
2018-0790	9/23/2018 12:49:00 AM	S US 68 HWY	Automatic aid received	
2018-0795	9/24/2018 2:37:00 PM	493 N Monroe Siding RD	Automatic aid received	
2018-0833	10/3/2018 6:17:00 PM	1641 N US 68 HWY	Mutual aid received	
2018-0862	10/12/2018 8:12:08 AM	3015 Bone RD	Mutual aid received	
2018-0863	10/12/2018 9:35:00 AM	160 Richard DR	Mutual aid received	
2018-0865	10/12/2018 4:01:30 PM	3015 Bone RD	Automatic aid received	
2018-0870	10/13/2018 4:08:00 AM	1055 N Bickett RD	Mutual aid received	
2018-0876	10/13/2018 7:56:05 PM	1250 Stevenson RD	Automatic aid received	
2018-0891	10/18/2018 1:29:00 PM	977 Whitestone RD	Mutual aid received	
2018-0910	10/22/2018 5:28:00 PM	1400 Brush Row RD	Automatic aid received	
2018-0926	10/27/2018 11:51:00 PM	220 Washington RD	Mutual aid received	
2018-0927	10/28/2018 12:05:00 AM	808 Union RD	Mutual aid received	
2018-0948	11/2/2018 10:12:24 PM	1067 S US 68 HWY	Mutual aid received	
2018-0961	11/5/2018 5:21:57 PM	300 Purcell AVE	Mutual aid received	
2018-0978	11/9/2018 9:24:00 AM	W US 35 BYP	Mutual aid received	
2018-0992	11/12/2018 3:49:39 PM	Brush Row RD	Automatic aid received	
2018-1004	11/15/2018 4:27:00 PM	E US 35 HWY	Mutual aid received	
2018-1010	11/17/2018 4:24:00 PM	590 W Krepps RD	Mutual aid received	
2018-1028	11/24/2018 5:48:00 AM	1211 McGinnis DR	Mutual aid received	
2018-1030	11/24/2018 1:17:00 PM	936 Hook RD	Mutual aid received	

Only REVIEWED incidents included



INCIDENT NUMBER	INCIDENT DATE	LOCATION	AID TYPE	AGENCY FDID - AGENCY NAME
2018-1031	11/24/2018 7:34:00 PM	733 State Route 380 HWY	Mutual aid received	
2018-1037	11/25/2018 9:15:00 PM	E Old US 35 HWY	Mutual aid received	
2018-1045	11/28/2018 8:14:00 PM	830 Murray Hill DR	Automatic aid received	
2018-1049	11/29/2018 3:51:48 PM	1455 Brush Row RD	Mutual aid received	
2018-1050	11/30/2018 5:49:00 AM	845 E US 42 HWY	Mutual aid received	
2018-1052	11/30/2018 9:19:00 AM	121 Fairground RD	Automatic aid received	
2018-1054	12/1/2018 11:38:00 AM	330 E Krepps RD	Automatic aid received	
2018-1054	12/1/2018 11:38:00 AM	330 E Krepps RD	Automatic aid received	
2018-1054	12/1/2018 11:38:00 AM	330 Krepps RD	Automatic aid received	
2018-1054	12/1/2018 11:38:00 AM	330 E Krepps RD	Automatic aid received	
2018-1055	12/1/2018 2:30:00 PM	E US 42 HWY	Mutual aid received	
2018-1068	12/6/2018 7:53:00 AM	2020 Turner RD	Mutual aid received	
2018-1072	12/6/2018 6:13:00 PM	946 Livingston DR	Automatic aid received	
2018-1082	12/10/2018 8:43:00 AM	780 S US 68 HWY	Mutual aid received	
2018-1115	12/21/2018 3:44:54 PM	S US 42 HWY	Mutual aid received	
2018-1116	12/21/2018 3:49:00 PM	809 Mill RD	Automatic aid received	
2018-1121	12/23/2018 3:22:00 PM	3660 Harness RD	Mutual aid received	
2018-1139	12/29/2018 8:38:00 PM	W US 35 HWY	Automatic aid received	
2018-1143	12/31/2018 5:08:00 PM	W US 35 HWY	Automatic aid received	

Only REVIEWED incidents included



# Xenia Township Fire Department

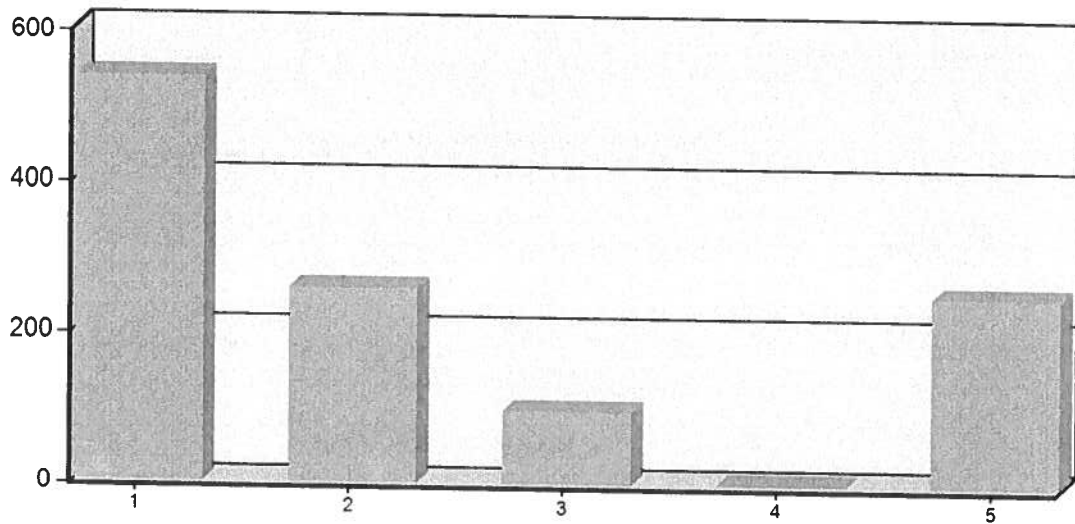
Xenia, OH

This report was generated on 3/20/2019 1:37:45 PM



## Incident Count by Shift per Zone for Date Range

Start Date: 01/01/2018 | End Date: 12/31/2018



ZONE	# INCIDENTS
<b>1 - Station 51 District</b>	
1	222
2	153
3	101
4	61
<b>Total for 1 - Station 51 District:</b>	<b>537</b>
<b>2 - Station 52 District</b>	
1	112
2	72
3	41
4	33
<b>Total for 2 - Station 52 District:</b>	<b>258</b>

Count of incidents by shift per zone for a given date range. Includes a chart.



**EMERGENCY REPORTING**

emergencyreporting.com

Doc Id: 1234

Page # 1



<b>3 - Ceassarscreek Township</b>	
1	41
2	26
3	14
4	15
<b>Total for 3 - Ceassarscreek Township:</b>	
	<b>96</b>

<b>4 - Central State University</b>	
1	1
<b>Total for 4 - Central State University:</b>	
	<b>1</b>

<b>5 - Mutual Aid</b>	
1	145
2	43
3	39
4	24
<b>Total for 5 - Mutual Aid:</b>	
	<b>251</b>

**TOTAL INCIDENTS: 1143**

Count of incidents by shift per zone for a given date range. Includes a chart.



**EMERGENCY REPORTING**

emergencyreporting.com

Doc Id: 1234

Page # 2

